

# ABMS BOARD CERTIFICATION REPORT

## 2022–2023



**American Board  
of Medical Specialties**

*Higher standards. Better care.®*

# Contents

**Introduction** . . . . . 2

ABMS Board Certified Diplomates: A Population Overview . . . . . 3

**ABMS Approved Certifications**

Table 1A: Approved Specialty Certificates by ABMS Member Board . . . . . 8

Table 1B: Approved Subspecialty Certificates by ABMS Member Board . . . . . 9

Footnotes to Table 1A and 1B. . . . . 12

Table 1C: Examination Administering Board for Certificates  
Offered by Multiple ABMS Member Boards. . . . . 14

Table 1D: Approved Focused Practice Designations by ABMS Member Board . . . . 15

**Number of Certificates Issued and Diplomates Certified by ABMS Member Boards**

Table 2A: New Specialty Certificates  
Issued by ABMS Member Boards 2013–2022 . . . . . 16

Table 2B: New Subspecialty Certificates  
Issued by ABMS Member Boards 2013–2022 . . . . . 18

Table 2C: ABMS Board Certified Diplomates by Member Board and State. . . . . 23

**Resources and Contact Information**

The Member Boards and Associate Members of ABMS . . . . . 43

ABMS Publications . . . . . 44

ABMS Member Board Contact Information. . . . . 45

Basic information about requirements for [board certification](#) and [continuing certification](#) can be found on the ABMS website or by contacting an ABMS Member Board.

Whenever the information in this publication is used in part or in whole, or when referencing it as part of a report or article, we request that acknowledgment be given to the American Board of Medical Specialties, cited as: American Board of Medical Specialties (2023). *ABMS Board Certification Report 2022-2023*. <https://www.abms.org/abms-board-certification-report/>

# Introduction

The American Board of Medical Specialties® (ABMS) promotes safe, quality patient health care by elevating the discipline of specialty medicine through board certification. ABMS board certification serves two primary roles:

- As an independent evaluation of a physician's or medical specialist's knowledge and skills to practice safely and effectively in a specialty
- As a trusted credential patients can rely upon when selecting a provider for their needs

The value of board certification by an ABMS Member Board is that it provides an ongoing independent evaluation to assure that the specialty physician workforce:

- Is skilled and clinically competent
- Develops their specialty expertise throughout their careers
- Meets the standards of practice established by their peers

It is demonstrated by the ongoing public interest in seeking out board certified physicians and medical specialists (known as diplomates) and by the number of hospitals and other health care organizations that make board certification a key qualification for medical staff privileges.

## About this Report

The *ABMS Board Certification Report* for 2022-2023, is the only publication dedicated to information about ABMS Member Board certified specialists. It provides a summary of key discoveries from the ABMS Board Certification Database and other information provided by the 24 ABMS Member Boards. In aggregate, this report offers a snapshot as of June 30, 2023, including:

- The official list of the specialty and subspecialty certificates approved by ABMS for issue by the ABMS Member Boards.\*
- The number of new specialty and subspecialty certificates issued in the last 10 years.
- Distribution of board certified diplomates by ABMS Member Board, specialty, and state.

The ABMS Board Certification Database is a primary source for professional certification verification. Verifying a physician's or medical specialist's board certification is made possible through ABMS [public resources](#) and [professional services](#).

\*Prior publications containing this information include *ABMS Certificate Statistics* (2006–2012); *ABMS Annual Report and Reference Handbook* (1980–2005); and *American Board of Medical Specialties Annual Report* (1973–1979), all published by ABMS.

Visit the [ABMS Board Certification Report page](#) on the ABMS website for previous reports.

### Help us improve the Certification Report.

Please take a brief survey at: [surveys.abms.org/s3/Cert-Report](https://surveys.abms.org/s3/Cert-Report)

# ABMS Board Certified Diplomates: A Population Overview

The 2022–2023 *ABMS Board Certification Report* reflects a growing population of board certified physicians and specialists (also known as diplomates) who use board certification to demonstrate their specialty expertise and continued commitment to provide safe, high-quality, and effective care.

The report shows that as of June 30, 2023 there were 988,737 diplomates with an active certification from an ABMS Member Board. Figure 1 shows the counts per board. See [Table 2C](#) for the ABMS Board Certified Diplomates by Member Board and State. The numbers in the table represent distinct counts. A diplomate is counted once per Member Board.



More than  
**985,000**  
Board Certified Diplomates

ABMS Member Boards certify in

**40** specialties | **89** subspecialties

**Figure 1: Diplomates With an Active Certification from an ABMS Member Board**

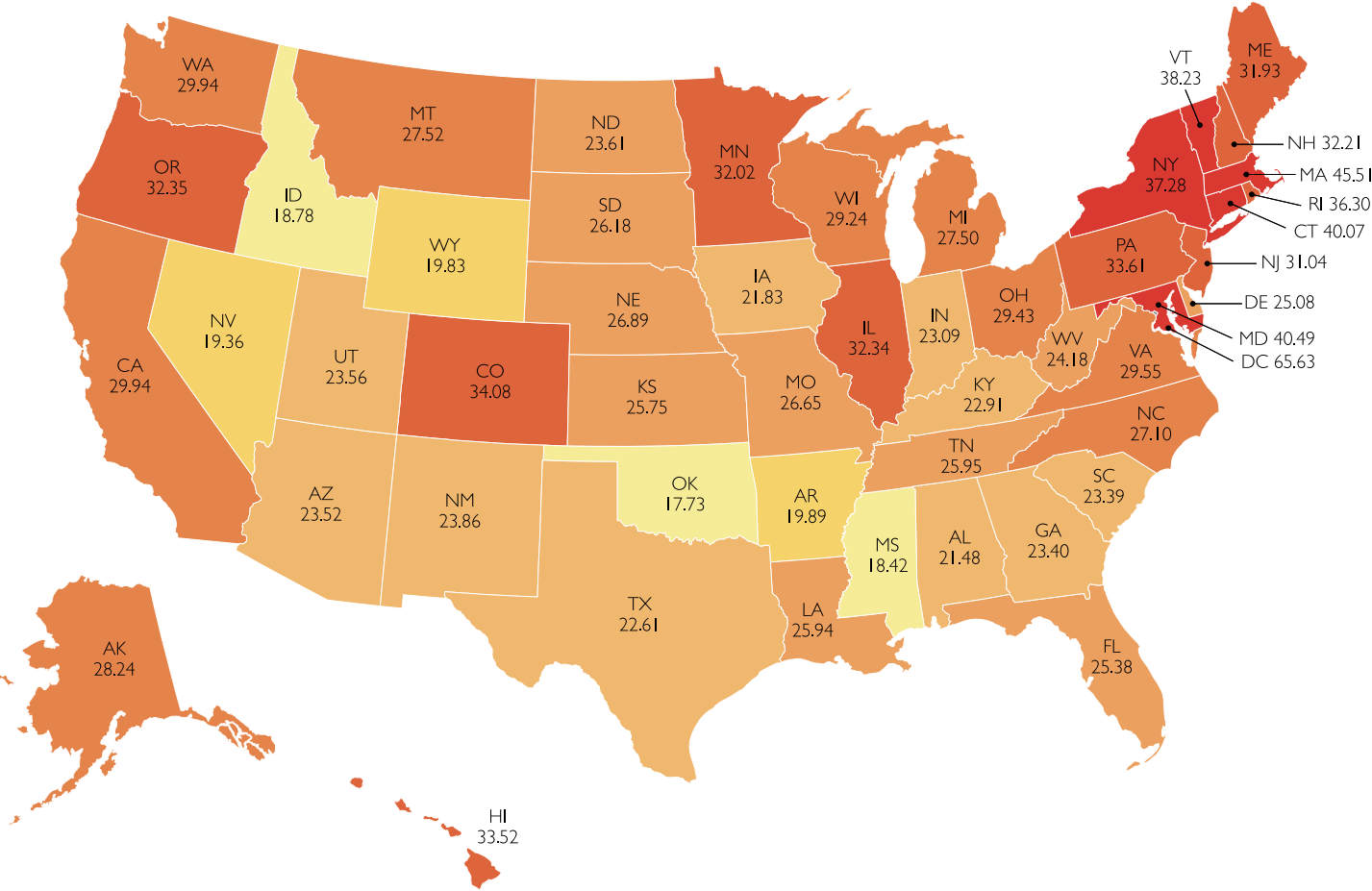
Colon and Rectal Surgery	2,713
Medical Genetics and Genomics	2,760
Nuclear Medicine	4,364
Thoracic Surgery	5,869
Allergy and Immunology	6,245
Neurological Surgery	7,155
Plastic Surgery	8,834
Physical Medicine and Rehabilitation	12,587
Urology	13,417
Preventive Medicine	14,926
Dermatology	15,239
Otolaryngology – Head and Neck Surgery	16,197
Ophthalmology	25,274
Orthopaedic Surgery	30,898
Pathology	33,033
Emergency Medicine	43,927
Surgery	44,758
Obstetrics and Gynecology	54,545
Anesthesiology	60,880
Radiology	65,151
Psychiatry and Neurology	80,702
Family Medicine	100,794
Pediatrics	115,131
Internal Medicine	262,046

Geographic Distribution of ABMS Member Board Diplomates

Geographic distribution of the ABMS Member Board diplomates was computed using data from the ABMS Board Certification Database, along with United States Census Bureau's American Community Survey 2022 population estimate (as of July 1).  
Source: [U.S. Census Bureau, Population Division Release date: December 22, 2022.](#)

The state totals as of June 30, 2023 in [Table 2C](#) provide information about the distribution of diplomates by Member Board and state. Figure 2 shows the diplomate distribution per 10,000 at the state level.

Figure 2: ABMS Member Board Certified Diplomates per 10,000 Population by State

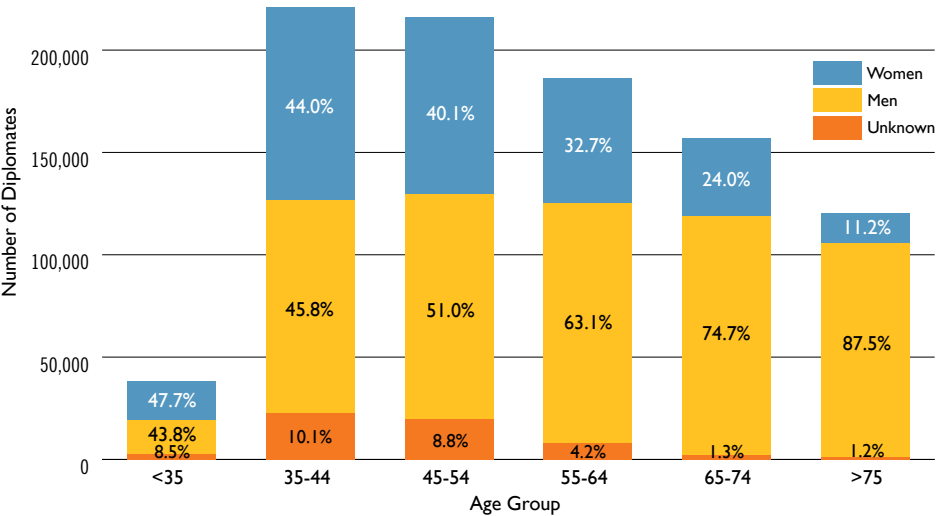


State Name	State Code	Diplomates per 10,000 Population
District of Columbia	DC	65.63
Massachusetts	MA	45.51
Maryland	MD	40.49
Connecticut	CT	40.07
Vermont	VT	38.23
New York	NY	37.28
Rhode Island	RI	36.30
Pennsylvania	PA	33.61
Hawaii	HI	33.52
Oregon	OR	32.35
New Hampshire	NH	32.21
Minnesota	MN	32.02
Maine	ME	31.93
New Jersey	NJ	31.04
Colorado	CO	30.78
Illinois	IL	30.00
California	CA	29.94
Washington	WA	29.94
Virginia	VA	29.55
Ohio	OH	29.43
Wisconsin	WI	29.24
Alaska	AK	28.24
Montana	MT	27.52
Michigan	MI	27.50
North Carolina	NC	27.10
Nebraska	NE	26.89
Missouri	MO	26.65
South Dakota	SD	26.18
Tennessee	TN	25.95
Louisiana	LA	25.94
Kansas	KS	25.75
Florida	FL	25.38
Delaware	DE	25.08
West Virginia	WV	24.18
New Mexico	NM	23.86
North Dakota	ND	23.61
Utah	UT	23.56
Arizona	AZ	23.52
Georgia	GA	23.40
South Carolina	SC	23.39
Indiana	IN	23.09
Kentucky	KY	22.91
Texas	TX	22.61
Iowa	IA	21.83
Alabama	AL	21.48
Arkansas	AR	19.89
Wyoming	WY	19.83
Nevada	NV	19.36
Idaho	ID	18.78
Mississippi	MS	18.42
Oklahoma	OK	17.73

Age and Gender Breakdown

The breakdown of age and gender for the diplomate population continues to change over time. As shown below, the younger cohort shows a even distribution between men and women in contrast to older cohorts. At this time, 33.4% of all active diplomates are women, while 60.4% are men. Note that 6.2% of diplomates are unknown. Currently, the median age of an ABMS board certified diplomate is 56 and the mean age is 57.

Figure 3: Distribution of ABMS Member Board Diplomates Across Gender and Age Groups



Total Member Board Diplomate Population = 988,737 as of June 30, 2023

Age Group	Women Diplomates		Men Diplomates		Gender Unknown	
	Counts	Percentage	Counts	Percentage	Counts	Percentage
Total	330,399	33.4	597,432	60.4	60,906	6.2%
Less than 35	27,608	47.7	25,363	43.8	4,916	8.5%
35-44	104,488	44.0	108,763	45.8	24,002	10.1%
45-54	85,918	40.1	109,158	51.0	18,919	8.8%
55-64	59,627	32.7	115,009	63.1	7,712	4.2%
65-74	36,466	24.0	113,465	74.7	1,936	1.3%
75 and Above	15,631	11.2	121,792	87.5	1,708	1.2%
Age Unknown	661	10.6	3,882	62.1	1,713	27.4%

Certifications Awarded

ABMS Member Boards awarded 33,600 new specialty certificates (see [Table 2A](#)) and 16,972 new subspecialty certificates (see [Table 2B](#)) to physicians and medical specialists during 2022. In looking at the number of active certifications held, many ABMS Member Board diplomates choose to maintain more than one certification to further demonstrate additional specialized medical expertise. Figure 4 shows that about 25% of ABMS Member Board diplomates have at least two active certificates.

Figure 4: ABMS Member Board Diplomates with Multiple Active Certificates

Number of Certificates	Number of Diplomates	Percentage of Total Diplomates
2	221,400	22.39%
3	34,577	3.49%
4	3,304	0.334%
5	243	0.025%
6	36	0.004%
7	6	0.001%



In 2022 ABMS Member  
Boards awarded

**33,600**  
new specialty certificates and  
**16,972**  
new subspecialty certificates

Certifications Awarded *Continued*

There are 38,128 diplomates with an active certificate from more than one ABMS Member Board. Figure 5 shows the number and percentage of diplomates within each board that are cross-certified.

Figure 5: ABMS Member Board Diplomates Certified by More than One ABMS Board

Member Board	Diplomate Counts	Percentage of Cross-Certified Diplomates per Board
Allergy and Immunology	3,746	60.0%
Anesthesiology	1,964	3.2%
Colon and Rectal Surgery	2,067	76.2%
Dermatology	842	5.5%
Emergency Medicine	2,454	5.6%
Family Medicine	2,523	2.5%
Internal Medicine	15,159	5.8%
Medical Genetics and Genomics	1,089	39.5%
Neurological Surgery	63	0.9%
Nuclear Medicine	3,018	69.2%
Obstetrics and Gynecology	705	1.3%
Ophthalmology	274	1.1%
Orthopaedic Surgery	84	0.3%
Otolaryngology - Head and Neck Surgery	383	2.4%
Pathology	1,119	3.4%
Pediatrics	12,260	10.6%
Physical Medicine and Rehabilitation	469	3.7%
Plastic Surgery	1,614	18.3%
Preventive Medicine	8,474	56.8%
Psychiatry and Neurology	4,574	5.7%
Radiology	3,413	5.2%
Surgery	7,142	16.0%
Thoracic Surgery	3,332	56.8%
Urology	69	0.5%

In reviewing the number of new specialty certificates issued (see [Table 2A](#)) and new subspecialty certificates issued during the past 10 years (see [Table 2B](#)), Figure 6 identifies two specialty and subspecialty certificates that have the highest increase over 10 years. The specialty of Neurology from the American Board of Psychiatry and Neurology saw an increase of 33%. The specialties of Internal Medicine and Family Medicine each saw an increase of 28%.

Figure 6: Specialty and Subspecialty Certifications with Consistent Increase During the Last 10 Years

Certificate	Awarded by the American Board of	2012 Total	2022 Total	Percent Increase in Number of New Certificates Issued
Neurology	Psychiatry and Neurology	603	804	33%
Internal Medicine (specialty)	Internal Medicine	7,380	9,641	28%
Family Medicine (specialty)	Family Medicine	3,370	4,299	28%

Continuing Certification

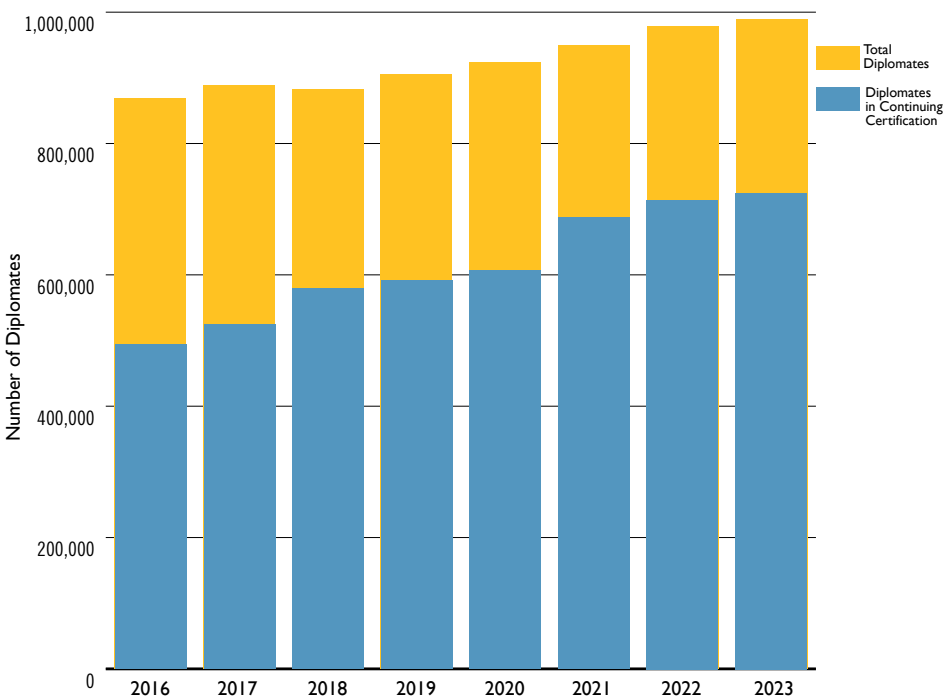
The ABMS Board Certification Database shows that as of June 30, 2023, there were 698,314 diplomates participating in continuing certification. Continuing certification (formerly known as Maintenance of Certification (MOC)) is the ongoing process of board certification that simultaneously supports diplomates in keeping their knowledge and skills current while validating their increasing expertise in a specialty.

The process has developed during the last 20 years. Initial certification is the entry point for diplomates to participate in continuing professional development through focused, relevant, and accessible activities and assessments. Board certified diplomates are required to participate in ongoing activities to maintain certification. Some do not however, because the requirement was not in place when they were first certified. The ABMS Member Boards strongly encourage these individuals to participate voluntarily. Figure 7 shows the increase of the number of ABMS Member Board diplomates participating in continuing certification.



More than  
**695,000**  
board certified diplomates  
participate in continuing  
certification

Figure 7: ABMS Member Board Diplomates Participating in Continuing Certification



Year	Total Diplome Population	Total Diplomates Participating in Continuing Certification	Percentage of Diplome Population Participating in Continuing Certification
2016	868,952	524,079	60.31%
2017	888,723	551,694	62.08%
2018	882,531	578,780	65.58%
2019	905,137	591,419	65.34%
2020	923,132	613,731	65.48%
2021	949,928	657,814	69.25%
2022	978,425	690,514	70.57%
2023	988,737	698,314	70.63%



**Table 1A: Approved Specialty Certificates by ABMS Member Board**

A specialty certificate is first awarded by an ABMS Member Board to candidates who meet the requirements for certification in a specified field of medical practice. This table lists the specialty certificates currently approved for issue by the boards. Footnotes can be found on pages 12 and 13. Visit the [ABMS website](#) for the most current list of certificates offered and descriptions of each specialty.

American Board of	Incorporation Year	Approved As Member Board	Specialty Certificate	First Issued <sup>(1)</sup>	Time-limited Certificates *	
					First Issued	Duration Years
Allergy and Immunology	1971	1971	Allergy and Immunology	1972	1989	10
Anesthesiology	1938	1941	Anesthesiology	1938	2000	10
Colon and Rectal Surgery <sup>(9)</sup>	1935	1949	Colon and Rectal Surgery	1940	1990	5
Dermatology <sup>(2)</sup>	1932	1933	Dermatology	1932	1991	10
Emergency Medicine	1976	1979	Emergency Medicine	1980	1980	5
Family Medicine <sup>(8)</sup>	1969	1969	Family Medicine <sup>(10)</sup>	1970	1970	Continuing
Internal Medicine <sup>(8)</sup>	1936	1936	Internal Medicine	1937	1990	Continuing
Medical Genetics and Genomics <sup>(3,8,9)</sup>	1980	1991	Clinical Biochemical Genetics <sup>(4)</sup>	1982	1993	Continuing
			Clinical Genetics and Genomics, MD <sup>(4,10)</sup>	1982	1993	Continuing
			Clinical Molecular Genetics and Genomics <sup>(10)</sup>	1993	1993	Continuing
			Laboratory Genetics and Genomics <sup>(3)</sup>	2019	2019	Continuing
Neurological Surgery	1940	1940	Neurological Surgery	1940	1999	10
Nuclear Medicine	1971	1971	Nuclear Medicine	1972	1992	10
Obstetrics and Gynecology <sup>(2)</sup>	1930	1933	Obstetrics and Gynecology	1930	1986	Continuing
Ophthalmology <sup>(2)</sup>	1917	1933	Ophthalmology	1916	1992	10
Orthopaedic Surgery	1934	1935	Orthopaedic Surgery	1935	1986	10
Otolaryngology – Head and Neck Surgery <sup>(2,5)</sup>	1924	1933	Otolaryngology – Head and Neck Surgery <sup>(10)</sup>	1925	2002	5
Pathology <sup>(7)</sup>	1936	1936	Pathology-Anatomic/Pathology-Clinical <sup>(10)</sup>	1936	2006	Continuing
			Pathology-Anatomic <sup>(10)</sup>	1936	2006	Continuing
			Pathology-Clinical <sup>(10)</sup>	1936	2006	Continuing
Pediatrics <sup>(8)</sup>	1933	1935	Pediatrics	1934	1988	Continuing
Physical Medicine and Rehabilitation	1947	1947	Physical Medicine and Rehabilitation	1947	1993	Continuing
Plastic Surgery	1937	1941	Plastic Surgery	1939	1995	10
Preventive Medicine <sup>(9)</sup>	1948	1949	Aerospace Medicine	1953	1998	10
			Occupational Medicine	1955	1998	10
			Public Health and General Preventive Medicine <sup>(9,10)</sup>	1983	1998	10
Psychiatry and Neurology <sup>(8)</sup>	1934	1935	Psychiatry	1935	1994	Continuing
			Neurology	1935	1994	Continuing
			Neurology with Special Qualification in Child Neurology	1968	1994	Continuing
Radiology <sup>(9)</sup>	1934	1935	Diagnostic Medical Physics <sup>(10)</sup>	2002	2002	Continuing
			Diagnostic Radiology <sup>(10)</sup>	1934	2002	Continuing
			Interventional Radiology and Diagnostic Radiology	2017	2017	Continuing
			Nuclear Medical Physics <sup>(10)</sup>	2002	2002	Continuing
			Radiation Oncology <sup>(10)</sup>	1987	1995	Continuing
			Therapeutic Medical Physics <sup>(10)</sup>	2002	2002	Continuing
Surgery	1937	1937	Surgery	1937	1976	Continuing
			Vascular Surgery	1982	1982	Continuing
Thoracic Surgery	1948	1971	Thoracic and Cardiac Surgery <sup>(10)</sup>	1948	1976	10
Urology	1935	1935	Urology	1935	1985	10

**Table 1B: Approved Subspecialty Certificates by ABMS Member Board**

A subspecialty certificate is awarded by one or more ABMS Member Boards in a component of a specialty. It can be granted only to specialists who have been certified by one or more board in an area of specialty certification. This table lists the subspecialty certificates currently approved for issue by the boards. Footnotes can be found on pages 12 and 13. Visit the [ABMS website](#) for the most current list of certificates offered by the ABMS Member Boards and descriptions of each subspecialty. A number of certificates are offered by multiple ABMS Member Boards. See [Table 1C](#) to find the board that administers the examination.

American Board of	Subspecialty Certificate	Year Approved by ABMS	First Issued <sup>(1)</sup>	Time-limited Certificates *	
				First Issued	Duration Years
<b>Allergy and Immunology</b> <sup>(9, 10)</sup>	No Subspecialties				
<b>Anesthesiology</b>	Adult Cardiac Anesthesiology	2021	††	††	10
	Critical Care Medicine	1985	1986	2000	10
	Health Care Administration, Leadership, and Management	2023	††	††	10
	Hospice and Palliative Medicine	2006	2008	2008	10
	Neurocritical Care	2018	2021	2021	10
	Pain Medicine <sup>(10)</sup>	1991	1993	1993	10
	Pediatric Anesthesiology	2011	2013	2013	10
	Sleep Medicine	2011	2011	2011	10
<b>Colon and Rectal Surgery</b>	No Subspecialties				
<b>Dermatology</b> <sup>(2, 9)</sup>	Dermatopathology	1973	1974	2006	10
	Micrographic Dermatologic Surgery	2018	2021	2021	10
	Pediatric Dermatology	2000	2004	2004	10
<b>Emergency Medicine</b>	Anesthesiology Critical Care Medicine <sup>(8)</sup>	2013	2014	2014	5
	Emergency Medical Services	2010	2013	2013	5
	Health Care Administration, Leadership, and Management	2023	††	††	5
	Hospice and Palliative Medicine	2006	2008	2008	5
	Internal Medicine-Critical Care Medicine	2011	2012	2012	5
	Medical Toxicology	1992	1995	1995	10
	Neurocritical Care	2018	2021	2021	5
	Pain Medicine <sup>(8)</sup>	2014	2015	2015	5
	Pediatric Emergency Medicine	1991	1993	1993	5
	Sports Medicine	1992	1993	1993	10
	Undersea and Hyperbaric Medicine	2000	2000	2000	10
<b>Family Medicine</b> <sup>(7, 8)</sup>	Adolescent Medicine	2000	2001	2001	10
	Geriatric Medicine	1985	1988	1988	10
	Health Care Administration, Leadership, and Management	2023	††	††	10
	Hospice and Palliative Medicine	2006	2008	2008	10
	Pain Medicine	2014	2015	2015	10
	Sleep Medicine	2006	2007	2007	10
	Sports Medicine	1989	1993	1993	10
<b>Internal Medicine</b> <sup>(7, 9)</sup>	Adolescent Medicine	1992	1994	1994	Continuing
	Adult Congenital Heart Disease	2012	2015	2015	Continuing
	Advanced Heart Failure and Transplant Cardiology	2008	2010	2010	Continuing
	Cardiovascular Disease	†	1941	1991	Continuing
	Clinical Cardiac Electrophysiology <sup>(10)</sup>	1989	1992	1992	Continuing
	Critical Care Medicine	1985	1987	1987	Continuing
	Endocrinology, Diabetes and Metabolism <sup>(10)</sup>	1971	1972	1991	Continuing
	Gastroenterology	†	1941	1991	Continuing
	Geriatric Medicine	1985	1988	1988	Continuing
	Hematology	1971	1972	1990	Continuing
	Hospice and Palliative Medicine	2006	2008	2008	Continuing
	Infectious Disease	1971	1972	1990	Continuing
	Interventional Cardiology	1996	1999	1999	Continuing
	Medical Oncology	1972	1973	1991	Continuing
	Nephrology	1971	1972	1990	Continuing
	Neurocritical Care	2018	2021	2021	Continuing
	Pulmonary Disease	†	1941	1990	Continuing
	Rheumatology	1971	1972	1990	Continuing
	Sleep Medicine	2005	2007	2007	Continuing
	Transplant Hepatology	2003	2006	2006	Continuing

**Table 1B: Approved Subspecialty Certificates by ABMS Member Board** *(continued)*

Footnotes for Table 1B can be found on pages 12 and 13.

American Board of	Subspecialty Certificate	Year Approved by ABMS	First Issued <sup>(1)</sup>	Time-limited Certificates *	
				First Issued	Duration Years
<b>Medical Genetics and Genomics</b> <sup>(7,9)</sup>	Medical Biochemical Genetics	2007	2009	2009	Continuing
	Molecular Genetic Pathology	1999	2001	2006	Continuing
<b>Neurological Surgery</b>	Neurocritical Care	2018	2021	2021	10
<b>Nuclear Medicine</b>	No Subspecialties				
<b>Obstetrics and Gynecology</b> <sup>(2,9)</sup>	Complex Family Planning	2018	2022	2022	Continuing
	Critical Care Medicine	1985	1991	1991	Continuing
	Female Pelvic Medicine and Reconstructive Surgery	2011	2013	2013	Continuing
	Gynecologic Oncology	1972	1974	1987	Continuing
	Maternal-Fetal Medicine	1973	1974	1987	Continuing
	Reproductive Endocrinology and Infertility <sup>(10)</sup>	1973	1974	1987	Continuing
<b>Ophthalmology</b> <sup>(2)</sup>	No Subspecialties				
<b>Orthopaedic Surgery</b>	Orthopaedic Sports Medicine	2003	2007	2007	10
	Surgery of the Hand	1986	1989	1989	10
<b>Otolaryngology – Head and Neck Surgery</b> <sup>(2,5)</sup>	Complex Pediatric Otolaryngology <sup>(10)</sup>	1992	2021	2021	5
	Neurotology <sup>(10)</sup>	1992	2004	2004	5
	Plastic Surgery within the Head and Neck	1999	††	††	5
	Sleep Medicine	2005	2008	2008	5
<b>Pathology</b> <sup>(7,9)</sup>	Blood Banking/Transfusion Medicine <sup>(10)</sup>	1972	1973	2006	Continuing
	Clinical Informatics	2011	2013	2013	Continuing
	Cytopathology	1988	1989	2006	Continuing
	Dermatopathology	1973	1974	2006	Continuing
	Hematopathology <sup>(10)</sup>	†	1955	2006	Continuing
	Neuropathology	†	1948	2006	Continuing
	Pathology-Chemical <sup>(10)</sup>	†	1951	2006	Continuing
	Pathology-Forensic <sup>(10)</sup>	†	1959	2006	Continuing
	Pathology-Medical Microbiology <sup>(10)</sup>	†	1950	2006	Continuing
	Pathology-Molecular Genetic <sup>(10)</sup>	1999	2001	2006	Continuing
	Pathology-Pediatric <sup>(10)</sup>	1989	1990	2006	Continuing
<b>Pediatrics</b> <sup>(7,9,10)</sup>	Adolescent Medicine	1991	1994	1994	Continuing
	Child Abuse Pediatrics	2006	2009	2009	Continuing
	Developmental-Behavioral Pediatrics	1999	2002	2002	Continuing
	Hospice and Palliative Medicine	2006	2008	2008	Continuing
	Medical Toxicology	1992	1994	1994	Continuing
	Neonatal-Perinatal Medicine	1974	1975	1989	Continuing
	Pediatric Cardiology	†	1961	1988	Continuing
	Pediatric Critical Care Medicine	1985	1987	1987	Continuing
	Pediatric Emergency Medicine	1991	1992	1992	Continuing
	Pediatric Endocrinology	1976	1978	1989	Continuing
	Pediatric Gastroenterology	1988	1990	1990	Continuing
	Pediatric Hematology-Oncology	1973	1974	1990	Continuing
	Pediatric Hospital Medicine	2016	2019	2019	Continuing
	Pediatric Infectious Diseases	1991	1994	1994	Continuing
	Pediatric Nephrology	1973	1974	1988	Continuing

**Table 1B: Approved Subspecialty Certificates by ABMS Member Board** *(continued)*

Footnotes for Table 1B can be found on pages 12 and 13.

American Board of	Subspecialty Certificate	Year Approved by ABMS	First Issued <sup>(1)</sup>	Time-limited Certificates *	
				First Issued	Duration Years
<b>Pediatrics</b> <sup>(7, 9, 10)</sup> <i>(continued)</i>	Pediatric Pulmonology	1984	1986	1986	Continuing
	Pediatric Rheumatology	1990	1992	1992	Continuing
	Pediatric Transplant Hepatology	2004	2006	2006	Continuing
	Sleep Medicine	2005	2007	2007	Continuing
	Sports Medicine	1990	1993	1993	Continuing
<b>Physical Medicine and Rehabilitation</b> <sup>(9)</sup>	Brain Injury Medicine	2011	2014	2014	10
	Neuromuscular Medicine	2005	2008	2008	10
	Pain Medicine <sup>(10)</sup>	1998	2000	2000	Continuing
	Pediatric Rehabilitation Medicine	1999	2003	2003	10
	Spinal Cord Injury Medicine	1995	1998	1998	10
	Sports Medicine	2006	2007	2007	10
<b>Plastic Surgery</b>	Plastic Surgery within the Head and Neck	1999	††	††	10
	Surgery of the Hand	1986	1989	1989	10
<b>Preventive Medicine</b> <sup>(9)</sup>	Addiction Medicine	2015	2018	2018	10
	Clinical Informatics	2011	2014	2014	10
	Health Care Administration, Leadership, and Management	2023	††	††	10
	Medical Toxicology	1992	1995	1995	10
	Undersea and Hyperbaric Medicine <sup>(10)</sup>	1989	1993	2000	10
<b>Psychiatry and Neurology</b> <sup>(7, 9)</sup>	Addiction Psychiatry	1991	1993	1993	Continuing
	Brain Injury Medicine	2011	2014	2014	Continuing
	Child and Adolescent Psychiatry <sup>(10)</sup>	†	1959	1995	Continuing
	Clinical Neurophysiology	1990	1992	1992	Continuing
	Consultation-Liaison Psychiatry <sup>(10)</sup>	2003	2005	2005	Continuing
	Epilepsy	2010	2013	2013	Continuing
	Forensic Psychiatry	1992	1994	1994	Continuing
	Geriatric Psychiatry	1989	1991	1991	Continuing
	Neurocritical Care	2018	2021	2021	Continuing
	Neurodevelopmental Disabilities	1999	2001	2001	Continuing
	Neuromuscular Medicine	2005	2008	2008	Continuing
	Pain Medicine <sup>(10)</sup>	1998	2000	2000	Continuing
	Sleep Medicine	2005	2007	2007	Continuing
	Vascular Neurology	2003	2005	2005	Continuing
<b>Radiology</b> <sup>(7, 9, 10)</sup>	Neuroradiology	1994	1995	1995	Continuing
	Nuclear Radiology	1972	1973	1999	Continuing
	Pain Medicine	2015	2016	2016	Continuing
	Pediatric Radiology	1993	1994	1994	Continuing
<b>Surgery</b> <sup>(9)</sup>	Complex General Surgical Oncology	2011	2015	2015	Continuing
	Pediatric Surgery	1973	1974	1974	Continuing
	Surgery of the Hand	1986	1989	1989	Continuing
	Surgical Critical Care	1985	1986	1986	Continuing
<b>Thoracic Surgery</b> <sup>(10)</sup>	Congenital Cardiac Surgery	2007	2009	2009	10
<b>Urology</b>	Female Pelvic Medicine and Reconstructive Surgery	2011	2013	2013	10
	Pediatric Urology	2006	2008	2008	10

## Footnotes to Table 1A and 1B

\* ABMS board certification includes continuous assessment and learning activities that help physicians evaluate and refine their knowledge, judgment, skills, and service to patients. Since the program requires ongoing professional activity, particular requirements must be completed before a physician receives an updated certificate.

† Certificate issued prior to 1972 when ABMS subspecialty recognition procedures were established.

†† Certificates not yet issued.

(1) First year certificate issued by the Member Board.

(2) Founding member of ABMS.

(3) In 2018, the American Board of Genetics and Genomics merged two of its certificates, Clinical Cytogenetics and Genomics, and Clinical Molecular Genetics and Genomics into Laboratory Genetics and Genomics. After July 2017 no new trainees may begin training solely in either of the individual areas.

(4) American Board of Medical Genetics and Genomics certificates established prior to becoming an ABMS Member Board.

(5) In 2018, the ABMS Board of Directors approved a name change for the American Board of Otolaryngology to the American Board of Otolaryngology – Head and Neck Surgery.

(6) In 2017, the American Board of Radiology created a new primary certificate for Interventional Radiology and Diagnostic Radiology. This certificate combines two previous certificates: Diagnostic Radiology and Vascular and Interventional Radiology.

(7) For physicians certified by the American Board of Family Medicine entering the board's continuing certification (formerly Maintenance of Certification (MOC)) program in 2012 or later, and for physicians initially certified by the American Board of Internal Medicine, the American Board of Medical Genetics and Genomics, the American Board of Pathology, the American Board of Pediatrics, the American Board of Psychiatry and Neurology, the American Board of Radiology, or the American Board of Surgery, maintaining certification is contingent upon their meeting the requirements for the specific board's MOC program, and therefore no certification end date is provided. To maintain certification from their specialty board, physicians must successfully complete specialty-specific requirements throughout their ongoing MOC cycles.

(8) In 2022, the American Board of Emergency Medicine began issuing time-limited certificates in Hospice and Palliative Medicine with a duration of five years. Time-limited certificates issued prior to 2022 had a duration of 10 years. In 2021, the American Board of Emergency Medicine began issuing time-limited certificates in Emergency Medicine, Anesthesiology Critical Care Medicine, and Pain Medicine with a duration of five years. Time-limited certificates issued prior to 2021 had a duration of 10 years.

(9) The following certificates were issued only during years indicated below.

American Board of	Certificate Name	Years Issued
Allergy and Immunology	Clinical and Laboratory Immunology	1994–2003
Colon and Rectal Surgery	Anorectal Surgery	1949–1954
	Proctology	1940–1956
Dermatology	Clinical and Laboratory Dermatological Immunology	1985–2001
Internal Medicine	Allergy and Immunology	1941–1971
	Clinical and Laboratory Immunology	1990–2003
	Sports Medicine	1993–2023
Medical Genetics and Genomics	Clinical Biochemical/Molecular Genetics	1990–1993
	Clinical Cytogenetics and Genomics	1982–2021
	PhD Medical Genetics	1982–2007
Obstetrics and Gynecology	Hospice and Palliative Medicine	2008–2020
Pathology	Immunopathology	1983–1999
	Radioisotopic Pathology	1974–1983
Pediatrics	Allergy and Immunology	1944–1971
	Clinical and Laboratory Immunology	1986–1990
	Neurodevelopmental Disabilities	2001–2007
Physical Medicine and Rehabilitation	Hospice and Palliative Medicine	2008–2020
Preventive Medicine	General Preventive Medicine	1960–1982
	Public Health	1949–1982
Psychiatry and Neurology	Hospice and Palliative Medicine	2008–2020
Radiology	Diagnostic and Medical Nuclear Physics	1976–1998
	Diagnostic Radiology with Special Competence in Nuclear Radiology	1973–1998
	General Radiology	1934–1989
	Nuclear Medicine	1955–1966
	Hospice and Palliative Medicine	2008–2020
	Radiologic Physics	1947–1997
	Radium Therapy	1934–1960
	Roentgenology	1934–1961
	Roentgen Ray and Gamma Ray Physics	1961–1975
	Therapeutic and Diagnostic Radiological Physics	1973–1997
	Therapeutic and Medical Nuclear Physics	1976–1992
	Therapeutic Roentgenology	1935–1954
	Vascular and Interventional Radiology	1994–2016
	X-Ray and Radium Physics	1947–1960
Surgery	Hospice and Palliative Medicine	2008–2020

## Footnotes to Table IA and IB (continued)

(10) The following certificates had a name change and were previously issued during the years indicated below.

American Board of	Current Certificate Name	Previous Certificate Name	Years Issued Under Previous Name
Allergy and Immunology	Clinical and Laboratory Immunology	Diagnostic and Laboratory Immunology	1986–1990
Anesthesiology	Pain Medicine	Pain Management	1993–2002
Family Medicine	Family Medicine	Family Practice	1970–2004
Internal Medicine	Clinical Cardiac Electrophysiology	Cardiac Electrophysiology	1989–1991
	Endocrinology, Diabetes and Metabolism	Endocrinology and Metabolism	1972–1989
Medical Genetics and Genomics	Clinical Cytogenetics and Genomics	Clinical Cytogenetics	1982–2015
	Clinical Genetics and Genomics, MD	Clinical Genetics, MD	1982–2015
	Clinical Molecular Genetics and Genomics	Clinical Molecular Genetics	1993–2015
Obstetrics and Gynecology	Reproductive Endocrinology and Infertility	Reproductive Endocrinology	1973–2004
Otolaryngology – Head and Neck Surgery	Complex Pediatric Otolaryngology	Pediatric Otolaryngology	Never issued
	Neurotology	Otology/Neurotology	Never issued
	Otolaryngology – Head and Neck Surgery	Otolaryngology	1925–2017
Pathology	Blood Banking/Transfusion Medicine	Blood Banking	1973–1987
	Hematopathology	Pathology–Hematology	2006–2015
		Hematology	1955–2006
	Pathology–Anatomic	Anatomic Pathology	1936–2005
	Pathology–Anatomic/Pathology–Clinical	Anatomic Pathology and Clinical Pathology	1936–2005
	Pathology–Chemical	Chemical Pathology	1951–2006
	Pathology–Clinical	Clinical Pathology	1936–2005
	Pathology–Forensic	Forensic Pathology	1959–2006
	Pathology–Medical Microbiology	Medical Microbiology	1950–2006
	Pathology–Molecular Genetic	Molecular Genetic Pathology	2001–2006
	Pathology–Pediatric	Pediatric Pathology	1990–2006
Pediatrics	Clinical and Laboratory Immunology	Diagnostic Laboratory Immunology	1986–1990
Physical Medicine and Rehabilitation	Pain Medicine	Pain Management	2000–2002
Preventive Medicine	Public Health and General Preventive Medicine	General Preventive Medicine/ Public Health	1960–1982/1949–1982
	Undersea and Hyperbaric Medicine	Undersea Medicine	1989–1993
Psychiatry and Neurology	Child and Adolescent Psychiatry	Child Psychiatry	1959–1987
	Consultation–Liaison Psychiatry	Psychosomatic Medicine	2005–2018
	Pain Medicine	Pain Management	2000–2002
Radiology	Diagnostic Medical Physics	Diagnostic Radiological Physics	1974–2010
	Diagnostic Radiology	Diagnostic Roentgenology	1934–1964
	Nuclear Medical Physics	Medical Nuclear Physics	1949–2010
	Radiation Oncology	Therapeutic Radiology	1934–1986
	Therapeutic Medical Physics	Therapeutic Radiological Physics	1973–2010
Thoracic Surgery	Thoracic and Cardiac Surgery	Thoracic Surgery	1948–1970

**Table IC: Examination Administering Board for Certifications Offered by Multiple ABMS Member Boards**

A number of subspecialty certificates are currently offered by multiple ABMS Member Boards. This table identifies which board administers the examination. Some subspecialty certificates are offered by Member Boards to physicians who possess an active specialty certificate from another Member Board.

American Board of	Adolescent Medicine	Brain Injury Medicine	Clinical Informatics	Critical Care Medicine <sup>(1)</sup> (Anesthesiology)	Critical Care Medicine <sup>(1)</sup> (Internal Medicine)	Dermatopathology	Female Pelvic and Reconstructive Surgery	Geriatric Medicine	Health Care Administration, Leadership, and Management	Hospice and Palliative Medicine <sup>(2)</sup>	Medical Toxicology	Molecular Genetic Pathology <sup>(3)</sup>	Neurocritical Care	Neuromuscular Medicine	Pain Medicine	Pediatric Emergency Medicine	Sleep Medicine	Sports Medicine	Surgery of the Hand	Transplant Hepatology <sup>(4)</sup>	Undersea and Hyperbaric Medicine
Anesthesiology				X					•	•			•		X		•				
Dermatology						•															
Emergency Medicine				•	•				X	•	X		•		•	•		X			•
Family Medicine	•							•		•					•		•	•			
Internal Medicine	•				X			X		X			•				X			X	
Medical Genetics and Genomics												•									
Neurological Surgery													•								
Obstetrics and Gynecology				•			X														
Orthopaedic Surgery																			X		
Otolaryngology – Head and Neck Surgery																	•				
Pathology			•			X						X									
Pediatrics	X									•	•					X	•	•		•	
Physical Medicine and Rehabilitation		X												•	•			•			
Plastic Surgery																			•		
Preventive Medicine			X						•		•										X
Psychiatry and Neurology		•											X	X	•		•				
Radiology															•						
Surgery																			•		
Urology							•														

X Administering Member Board

• Co-sponsoring Member Boards

(1) Multiple boards offer separate Critical Care Medicine certificates within various fields.

(2) As of 2020, the ABMS Member Boards of Obstetrics and Gynecology, Psychiatry and Neurology, Physical Medicine and Rehabilitation Radiology, and Surgery no longer are issuing certification in Hospice and Palliative Medicine. New certificates for the subspecialty will be issued through the American Board of Internal Medicine (ABIM). Existing certificates for the five boards no longer issuing the certificate are being transferred under the administration of the ABIM.

(3) This same certification is offered by the American Board of Pathology as Pathology-Molecular Genetic.

(4) This same certification is offered by the American Board of Pediatrics as Pediatric Transplant Hepatology.

**Table ID: Approved Focused Practice Designations by ABMS Member Board**

The focused practice designation, approved by ABMS in March 2017, recognizes the value that physicians who focus some or all of their practice within a specific area of a specialty and/or subspecialty can provide to improve health care. It reflects an evolution of practice that occurs following initial certification and is relevant to continuing certification. For example, a physician may focus his or her practice on work in the hospital setting or concentrate on specific patient populations, conditions, and/or specialized procedures that emerge as medicine evolves.

[Focused practice designation](#) enables the ABMS Member Boards to set standards for, assess, and acknowledge additional expertise that physicians gain through clinical experience. [Contact the Member Board](#) to learn more.

Issuing Board: American Board of	Focused Practice Designation	Active Certification Requirement	Year Approved by ABMS	First Issued	Duration Years (may be tied to duration of associated certificate)
Emergency Medicine	Advanced Emergency Medicine Ultrasonography	Emergency Medicine	2018	2022	5
Family Medicine	Hospital Medicine <sup>(1)</sup>	Family Medicine	2017	2010	Continuing
Neurological Surgery	Central Nervous System Endovascular Surgery	Neurological Surgery	2017	2020	10
	Neurological Critical Care	Neurological Surgery	2018	2020	10
	Pediatric Neurological Surgery	Neurological Surgery	2017	2018	10
Obstetrics and Gynecology	Minimally Invasive Gynecologic Surgery	Obstetrics and Gynecology	2019	2021	Continuing
	Pediatric and Adolescent Gynecology	Obstetrics and Gynecology	2017	2018	Continuing
Otolaryngology – Head and Neck Surgery	Adult Complex Thyroid/Parathyroid Surgery	Surgery	2022	††	Continuing
Pathology	Clinical Chemistry	Pathology-Anatomic/Pathology-Clinical OR Pathology-Clinical	2017	††	Continuing
	Clinical Microbiology	Pathology-Anatomic/Pathology-Clinical OR Pathology-Clinical	2017	2020	Continuing
Psychiatry and Neurology	Central Nervous System Endovascular Surgery	Neurology or Neurology with Special Qualification in Child Neurology	2018	††	Continuing
Radiology	Central Nervous System Endovascular Surgery	Diagnostic Radiology OR Interventional and Diagnostic Radiology, and Neuroradiology	2018	††	Continuing
Surgery	Adult Complex Thyroid/Parathyroid Surgery	Surgery	2022	††	Continuing
	Metabolic Bariatric Surgery	Surgery	2019	2022	Continuing

†† Designation not yet issued.

(1) The American Board of Internal Medicine will stop issuing the Focused Practice in Hospital Medicine after 2023.



**Table 2A: New Specialty Certificates Issued by ABMS Member Boards 2013–2022**

This table shows the comparative degree of activity in specialty certification and the change with time among specialties. The counts also can include certificates which are no longer issued or have been inactive during this time period. "A" indicates the year the certificate was approved by ABMS. See Table 1A for certificate issue date information. Footnotes can be found on page 17.

American Board of	2013	2014	2015	2016	2017	2018	2019	2020	2021	2022	10-Year Total
Allergy and Immunology	133	147	147	134	148	145	142	136	143	164	1,439
Anesthesiology	1,643	1,587	1,570	1,654	1,620	1,600	1,754	257	2,724	1,815	16,224
Colon and Rectal Surgery	97	97	80	99	86	90	97	0	201	107	954
Dermatology	434	449	432	434	498	523	540	533	544	555	4,942
Emergency Medicine	1,678	1,572	1,682	1,778	1,868	1,943	2,129	0	4,404	2,310	19,364
Family Medicine	3,365	3,639	3,506	3,599	3,567	3,885	3,804	3,897	4,251	4,290	37,803
Internal Medicine	7,380	7,439	7,776	7,857	8,154	8,773	9,003	9,057	8,854	9,461	83,754
Medical Genetics and Genomics	217	0	228	0	233	0	230	0	252	0	1,160
Clinical Biochemical Genetics	20	0	18	0	16	0	15	0	12	0	81
Clinical Cytogenetics and Genomics	47	0	36	0	39	0	20	0	4	0	146
Clinical Genetics and Genomics	90	0	85	0	78	0	104	0	98	0	455
Clinical Molecular Genetics and Genomics	60	0	89	0	100	0	71	0	9	0	329
Laboratory Genetics and Genomics	—	—	—	A	—	—	20	0	129	0	149
Neurological Surgery	166	156	151	149	145	224	214	186	246	211	1,848
Nuclear Medicine	73	73	63	43	49	44	62	53	53	60	573
Obstetrics and Gynecology	1,007	1,443	1,261	1,277	1,296	1,105	1,342	595	2,017	1,844	13,187
Ophthalmology	499	488	451	442	501	571	528	470	576	494	5,020
Orthopaedic Surgery	593	713	707	700	689	697	755	621	751	708	6,934
Otolaryngology – Head and Neck Surgery	287	272	309	289	292	293	313	0	638	331	3,024
Pathology	653	671	660	606	632	619	559	501	708	647	6,256
Pathology - Anatomic	103	111	107	86	85	89	68	80	121	104	954
Pathology - Clinical	34	65	48	36	50	44	40	25	54	54	450
Pathology - Anatomic/Pathology - Clinical	516	495	505	484	497	486	451	396	533	489	4,852
Pediatrics	3,013	3,342	3,180	2,891	3,498	3,544	3,212	3,130	3,128	3,166	32,104
Physical Medicine and Rehabilitation	377	386	348	376	451	411	459	354	422	395	3,979
Plastic Surgery	220	158	203	195	213	209	167	192	183	235	1,975

**Table 2A: New Specialty Certificates Issued by ABMS Member Boards 2013–2022** *(continued)*

American Board of	2013	2014	2015	2016	2017	2018	2019	2020	2021	2022	10-Year Total
Preventive Medicine	212	210	198	198	205	177	216	218	222	204	2,060
Aerospace Medicine	29	25	19	21	31	23	22	35	26	21	252
Occupational Medicine	86	90	77	84	88	71	81	87	90	90	844
Public Health and General Preventive Medicine	97	95	102	93	86	83	113	96	106	93	964
Psychiatry and Neurology	2,298	2,658	2,282	2,242	2,253	2,320	2,470	2,422	2,787	2,809	24,541
Neurology	603	654	689	644	688	711	743	790	796	804	7,122
Neurology with Special Qualification in Child Neurology	104	116	103	133	118	131	132	128	147	136	1,248
Psychiatry	1,591	1,888	1,490	1,465	1,447	1,478	1,595	1,504	1,844	1,869	16,171
Radiology	1,770	567	1,494	1,712	4,421	1,877	1,886	6	3,479	1,830	19,042
Diagnostic Medical Physics	45	54	30	41	52	43	44	0	65	40	414
Diagnostic Radiology (1)	1,334	124	1,092	1,273	1,150	1,176	1,104	0	2,104	1,074	10,431
Interventional Radiology and Diagnostic Radiology	—	—	—	—	2,860	316	344	6	626	328	4,480
Nuclear Medical Physics	8	8	7	5	10	6	5	0	5	2	56
Radiation Oncology	170	164	154	196	194	170	199	0	391	218	1,856
Therapeutic Medical Physics	213	217	211	197	155	166	190	0	288	168	1,805
Surgery	1,237	1,284	1,182	1,492	1,207	1,069	1,661	804	1,845	1,505	13,286
Surgery	1,131	1,149	1,046	1,341	1,068	910	1,492	804	1,504	1,341	11,786
Vascular Surgery	106	135	136	151	139	159	169	0	341	164	1,500
Thoracic Surgery	88	92	86	101	109	102	117	0	224	133	1,052
Thoracic and Cardiac Surgery	88	92	86	101	109	102	117	0	224	133	1,052
Urology	262	244	240	291	277	285	305	314	293	326	2,837
<b>TOTALS</b>	<b>27,702</b>	<b>27,687</b>	<b>28,236</b>	<b>28,559</b>	<b>32,412</b>	<b>30,506</b>	<b>31,965</b>	<b>23,746</b>	<b>38,945</b>	<b>33,600</b>	<b>303,358</b>

(1) Due to the transition from the Diagnostic Radiology Oral Exam to the Certifying Exam, only those who took and passed the oral exam were certified in 2014. The first Diagnostic Radiology Certifying Exam was administered in October 2015.

**Table 2B: New Subspecialty Certificates Issued by ABMS Member Boards 2013–2022**

Examination of this table will show the comparative degree of activity in subspecialty certification and the change with time among subspecialties. The counts can also include certificates which are no longer issued or have been inactive during this time period. “A” indicates the year the certificate was approved by ABMS, but not yet issued. See Table 1B for certificate issue date information. Footnotes for this table can be found on page 22.

American Board of*	2013	2014	2015	2016	2017	2018	2019	2020	2021	2022	10-Year Total
<b>Anesthesiology</b>	<b>1,787</b>	<b>1,182</b>	<b>872</b>	<b>797</b>	<b>686</b>	<b>692</b>	<b>658</b>	<b>293</b>	<b>925</b>	<b>649</b>	<b>8,541</b>
Adult Cardiac Anesthesiology	—	—	—	—	—	—	—	—	A	—	—
Critical Care Medicine (*)	122	127	104	183	163	157	155	62	211	99	1,383
Hospice and Palliative Medicine (*)	0	6	0	8	0	11	0	10	1	0	36
Neurocritical Care	—	—	—	—	—	A	—	—	109	81	190
Pain Medicine (*)	241	252	247	280	274	255	270	154	332	304	2,609
Pediatric Anesthesiology	1,417	797	519	326	245	269	232	67	269	165	4,306
Sleep Medicine (*)	7	0	2	0	4	0	1	0	3	0	17
<b>Dermatology</b>	<b>39</b>	<b>86</b>	<b>35</b>	<b>66</b>	<b>27</b>	<b>76</b>	<b>25</b>	<b>64</b>	<b>1,728</b>	<b>442</b>	<b>2,588</b>
Dermatopathology (*)	39	34	35	25	27	21	25	29	26	30	291
Micrographic Dermatologic Surgery	—	—	—	—	—	A	—	—	1,677	399	2,076
Pediatric Dermatology	0	52	0	41	0	55	0	35	25	13	221
<b>Emergency Medicine</b>	<b>322</b>	<b>143</b>	<b>326</b>	<b>191</b>	<b>305</b>	<b>165</b>	<b>337</b>	<b>157</b>	<b>391</b>	<b>297</b>	<b>2,634</b>
Anesthesiology Critical Care Medicine (*)	A	12	9	17	11	16	11	17	24	31	148
Emergency Medical Services	236	0	227	0	195	0	222	0	178	3	1,061
Hospice and Palliative Medicine (*)	0	20	0	32	0	31	1	30	13	63	190
Internal Medicine - Critical Care Medicine (*)	19	25	28	40	34	26	36	26	45	46	325
Medical Toxicology (*)	0	51	0	55	0	49	0	59	1	80	295
Neurocritical Care (*)	—	—	—	—	—	A	—	—	42	20	62
Pain Medicine (*)	2	A	1	0	1	2	2	1	5	11	25
Pediatric Emergency Medicine (*)	35	0	30	0	27	0	35	0	34	0	161
Sports Medicine (*)	25	31	28	41	35	39	27	20	48	32	326
Undersea and Hyperbaric Medicine (*)	5	4	3	6	2	2	3	4	1	11	41
<b>Family Medicine</b>	<b>258</b>	<b>306</b>	<b>277</b>	<b>351</b>	<b>277</b>	<b>367</b>	<b>314</b>	<b>369</b>	<b>335</b>	<b>459</b>	<b>3,313</b>
Adolescent Medicine (*)	0	4	0	1	0	2	0	5	0	6	18
Geriatric Medicine (*)	98	82	111	85	90	84	90	74	87	93	894
Hospice and Palliative Medicine (*)	0	75	1	104	0	106	0	100	0	155	541
Pain Medicine (*)	—	2	1	0	1	2	4	2	3	2	17
Sleep Medicine (*)	25	0	21	0	31	0	35	0	37	0	149
Sports Medicine (*)	135	143	143	161	155	173	185	188	208	203	1,694

**Table 2B: New Subspecialty Certificates Issued by ABMS Member Boards 2013–2022** *(continued)*

Footnotes for this table can be found on page 22.

American Board of*	2013	2014	2015	2016	2017	2018	2019	2020	2021	2022	10-Year Total
<b>Internal Medicine</b>	<b>5,540</b>	<b>5,698</b>	<b>5,901</b>	<b>6,347</b>	<b>6,030</b>	<b>6,350</b>	<b>6,134</b>	<b>6,454</b>	<b>6,563</b>	<b>7,299</b>	<b>62,316</b>
Adolescent Medicine (*)	0	3	0	8	0	2	0	4	0	2	19
Adult Congenital Heart Disease	0	0	195	0	113	0	147	0	29	0	484
Advanced Heart Failure and Transplant Cardiology	0	334	0	187	0	209	0	202	0	190	1,122
Cardiovascular Disease	857	799	929	896	934	980	933	932	988	1,035	9,283
Clinical Cardiac Electrophysiology	150	109	122	145	126	99	126	104	122	121	1,224
Critical Care Medicine (*)	553	564	525	740	682	745	678	733	775	816	6,811
Endocrinology, Diabetes and Metabolism	284	299	307	289	302	312	316	318	299	322	3,048
Gastroenterology	488	477	509	517	533	561	551	551	616	612	5,415
Geriatric Medicine (*)	178	163	144	143	196	152	219	160	177	203	1,735
Hematology (*)	418	392	397	497	492	463	512	488	512	521	4,692
Hospice and Palliative Medicine (*)	0	250	0	282	0	339	0	346	0	405	1,622
Infectious Disease	330	341	367	373	340	344	368	346	359	382	3,550
Interventional Cardiology	303	288	282	308	304	316	316	323	337	334	3,111
Medical Oncology	560	538	582	609	612	542	568	598	603	664	5,876
Nephrology	421	381	487	438	377	353	321	353	355	388	3,874
Neurocritical Care	—	—	—	—	—	A	—	—	264	204	468
Pulmonary Disease	481	484	641	597	628	597	628	653	705	739	6,153
Rheumatology	197	202	210	230	204	243	260	240	245	250	2,281
Sleep Medicine (*)	320	0	204	0	187	0	191	0	177	2	1,081
Transplant Hepatology	0	74	0	88	0	93	0	103	0	109	467
<b>Medical Genetics and Genomics</b>	<b>17</b>	<b>0</b>	<b>16</b>	<b>0</b>	<b>14</b>	<b>1</b>	<b>26</b>	<b>0</b>	<b>33</b>	<b>0</b>	<b>107</b>
Medical Biochemical Genetics	17	0	16	0	14	0	26	0	33	0	106
Molecular Genetic Pathology (*)	0	0	0	0	0	1	0	0	0	0	1
<b>Obstetrics and Gynecology</b>	<b>785</b>	<b>434</b>	<b>346</b>	<b>207</b>	<b>260</b>	<b>265</b>	<b>274</b>	<b>1</b>	<b>460</b>	<b>419</b>	<b>3,451</b>
Complex Family Planning	—	—	—	—	—	A	—	—	—	114	114
Critical Care Medicine (*)	1	1	2	3	2	0	3	1	1	0	14
Female Pelvic Medicine and Reconstructive Surgery (*)	580	233	124	29	35	37	42	0	84	50	1,214
Gynecologic Oncology	30	55	59	54	56	46	70	0	109	59	538
Maternal-Fetal Medicine	124	97	100	83	119	123	109	0	189	124	1,068
Reproductive Endocrinology and Infertility	50	48	61	38	48	59	50	0	77	72	503

**Table 2B: New Subspecialty Certificates Issued by ABMS Member Boards 2013–2022** *(continued)*

Footnotes for this table can be found on page 22.

American Board of*	2013	2014	2015	2016	2017	2018	2019	2020	2021	2022	10-Year Total
<b>Orthopaedic Surgery</b>	<b>163</b>	<b>164</b>	<b>166</b>	<b>199</b>	<b>153</b>	<b>180</b>	<b>187</b>	<b>213</b>	<b>179</b>	<b>160</b>	<b>1,764</b>
Orthopaedic Sports Medicine	106	80	87	100	92	76	83	85	57	62	828
Surgery of the Hand (*)	57	84	79	99	61	104	104	128	122	98	936
<b>Otolaryngology - Head and Neck Surgery</b>	<b>0</b>	<b>58</b>	<b>0</b>	<b>30</b>	<b>0</b>	<b>40</b>	<b>0</b>	<b>0</b>	<b>206</b>	<b>37</b>	<b>371</b>
Complex Pediatric Otolaryngology	0	0	0	0	0	0	0	0	180	0	180
Neurotology	0	28	0	23	0	31	0	0	24	36	142
Sleep Medicine (*)	0	30	0	7	0	9	0	0	2	1	49
<b>Pathology</b>	<b>503</b>	<b>535</b>	<b>547</b>	<b>578</b>	<b>516</b>	<b>567</b>	<b>523</b>	<b>452</b>	<b>477</b>	<b>470</b>	<b>5,168</b>
Blood Banking/Transfusion Medicine	33	39	54	57	49	49	47	39	39	29	435
Clinical Informatics (*)	24	25	17	25	16	16	18	17	27	24	209
Cytopathology	134	154	142	144	141	142	137	103	109	115	1,321
Dermatopathology (*)	44	48	36	56	43	52	45	34	41	41	440
Hematopathology	—	—	A	142	124	140	119	116	108	110	859
Neuropathology	20	16	30	19	31	26	22	25	28	21	238
Pathology—Chemical (I)	0	1	2	2	1	2	1	2	0	0	11
Pathology—Forensic (I)	41	42	43	48	41	49	38	47	38	53	440
Pathology—Hematology (*) (I)	133	143	133	0	0	0	0	0	0	0	409
Pathology—Medical Microbiology (I)	9	7	11	7	9	12	14	6	18	8	101
Pathology—Molecular Genetic (*) (I)	45	40	53	57	45	59	59	47	49	51	505
Pathology—Pediatric (I)	20	20	26	21	16	20	23	16	20	18	200
<b>Pediatrics</b>	<b>1,254</b>	<b>1,209</b>	<b>1,066</b>	<b>1,338</b>	<b>1,204</b>	<b>1,385</b>	<b>2,510</b>	<b>1,356</b>	<b>1,254</b>	<b>2,912</b>	<b>15,488</b>
Adolescent Medicine (*)	0	36	0	42	0	45	0	44	0	55	222
Child Abuse Pediatrics	60	0	28	0	23	0	0	19	0	31	161
Developmental-Behavioral Pediatrics	69	0	55	0	68	0	61	0	60	0	313
Hospice and Palliative Medicine (*)	0	24	0	43	0	69	0	65	0	67	268
Medical Toxicology (*)	0	1	0	2	0	4	0	1	0	2	10
Neonatal-Perinatal Medicine	0	378	0	478	0	472	0	390	0	601	2,319
Pediatric Cardiology	0	275	0	271	0	281	0	294	0	324	1,445
Pediatric Critical Care Medicine	0	257	0	316	0	282	0	363	0	351	1,569
Pediatric Emergency Medicine (*)	244	0	196	0	286	0	295	0	339	0	1,360
Pediatric Endocrinology	174	0	146	0	155	0	142	0	140	0	757
Pediatric Gastroenterology	195	0	180	0	195	0	202	0	186	0	958
Pediatric Hematology-Oncology	279	0	247	0	261	0	334	0	297	0	1,418
Pediatric Hospital Medicine	—	—	—	A	—	—	1,267	0	0	1,275	2,542
Pediatric Infectious Diseases	126	0	121	0	114	0	86	0	123	0	570
Pediatric Nephrology	0	89	0	64	0	78	0	50	0	75	356
Pediatric Pulmonology	0	112	0	98	0	117	0	82	0	85	494
Pediatric Rheumatology	52	0	43	0	50	0	53	0	50	0	248
Pediatric Transplant Hepatology (*)	0	14	0	11	0	23	0	19	0	23	90
Sleep Medicine (*)	35	0	23	0	39	0	40	0	40	0	177
Sports Medicine (*)	20	23	27	13	13	14	30	29	19	23	211

**Table 2B: New Subspecialty Certificates Issued by ABMS Member Boards 2013–2022** *(continued)*

Footnotes for this table can be found on page 22.

American Board of*	2013	2014	2015	2016	2017	2018	2019	2020	2021	2022	10-Year Total
<b>Physical Medicine and Rehabilitation</b>	<b>250</b>	<b>433</b>	<b>122</b>	<b>306</b>	<b>148</b>	<b>290</b>	<b>152</b>	<b>273</b>	<b>195</b>	<b>370</b>	<b>2,539</b>
Brain Injury Medicine (*)	0	278	0	150	0	119	0	126	0	172	845
Hospice and Palliative Medicine (*)	0	6	0	7	0	6	0	10	0	0	29
Neuromuscular Medicine (*)	0	8	0	1	0	7	0	2	0	6	24
Pain Medicine (*)	78	78	59	70	75	73	64	66	89	79	731
Pediatric Rehabilitation Medicine	11	8	18	15	16	14	23	14	30	24	173
Spinal Cord Injury Medicine	12	17	16	21	13	21	17	18	23	24	182
Sports Medicine (*)	149	38	29	42	44	50	48	37	53	65	555
<b>Plastic Surgery</b>	<b>19</b>	<b>29</b>	<b>23</b>	<b>35</b>	<b>17</b>	<b>35</b>	<b>25</b>	<b>27</b>	<b>38</b>	<b>29</b>	<b>277</b>
Surgery of the Hand (*)	19	29	23	35	17	35	25	27	38	29	277
<b>Preventive Medicine</b>	<b>11</b>	<b>444</b>	<b>312</b>	<b>309</b>	<b>401</b>	<b>1,395</b>	<b>794</b>	<b>826</b>	<b>964</b>	<b>919</b>	<b>6,375</b>
Addiction Medicine	—	—	A	—	—	1,230	628	673	748	637	3,916
Clinical Informatics (*)	0	432	304	303	397	158	164	147	210	282	2,397
Medical Toxicology (*)	0	3	0	0	0	0	0	0	2	0	5
Undersea and Hyperbaric Medicine (*)	11	9	8	6	4	7	2	6	4	0	57
<b>Psychiatry and Neurology</b>	<b>1,742</b>	<b>1,352</b>	<b>1,189</b>	<b>1,522</b>	<b>1,346</b>	<b>1,310</b>	<b>1,059</b>	<b>1,204</b>	<b>1,354</b>	<b>1,653</b>	<b>13,731</b>
Addiction Psychiatry	0	143	0	166	0	150	0	141	0	159	759
Brain Injury Medicine (*)	0	53	0	47	0	62	0	44	0	77	283
Child and Adolescent Psychiatry	536	498	522	426	428	407	444	395	432	469	4,557
Clinical Neurophysiology	239	0	269	0	210	0	226	0	209	0	1,153
Consultation-Liaison Psychiatry (I)	115	0	140	0	139	0	143	0	160	0	697
Epilepsy	477	248	0	477	345	291	0	198	0	276	2,312
Forensic Psychiatry	174	0	130	0	132	0	145	0	143	0	724
Geriatric Psychiatry	0	131	0	136	0	92	0	81	0	116	556
Neurocritical Care (*)	—	—	—	—	—	A	—	—	332	151	483
Neurodevelopmental Disabilities (*)	4	0	5	0	5	0	9	0	11	0	34
Neuromuscular Medicine (*)	0	78	0	80	0	87	0	110	0	98	453
Pain Medicine (*)	17	8	19	15	9	12	18	12	20	12	142
Sleep Medicine (*)	180	0	104	0	78	0	74	0	47	0	483
Vascular Neurology	0	193	0	175	0	209	0	223	0	295	1,095

**Table 2B: New Subspecialty Certificates Issued by ABMS Member Boards 2013–2022** *(continued)*

American Board of*	2013	2014	2015	2016	2017	2018	2019	2020	2021	2022	10-Year Total
<b>Radiology</b>	<b>412</b>	<b>404</b>	<b>364</b>	<b>394</b>	<b>272</b>	<b>310</b>	<b>228</b>	<b>1</b>	<b>351</b>	<b>352</b>	<b>3,088</b>
Neuroradiology	189	158	170	149	192	251	158	0	265	270	1,802
Nuclear Radiology	13	11	10	2	5	6	4	0	15	18	84
Pain Medicine (*)	—	—	A	1	1	0	0	1	0	0	3
Pediatric Radiology	60	57	81	65	74	53	66	0	71	64	591
Vascular and Interventional Radiology (2)	150	178	103	177	0	0	0	0	0	0	608
<b>Surgery</b>	<b>218</b>	<b>257</b>	<b>311</b>	<b>344</b>	<b>335</b>	<b>354</b>	<b>355</b>	<b>130</b>	<b>599</b>	<b>471</b>	<b>3,374</b>
Complex General Surgical Oncology	0	0	56	51	44	51	49	56	45	81	433
Pediatric Surgery	34	50	48	47	45	48	39	47	44	54	456
Surgery of the Hand (*)	14	6	11	11	9	5	4	1	6	4	71
Surgical Critical Care	170	201	196	235	237	250	263	26	504	332	2,414
<b>Thoracic Surgery</b>	<b>25</b>	<b>12</b>	<b>6</b>	<b>19</b>	<b>9</b>	<b>8</b>	<b>11</b>	<b>1</b>	<b>18</b>	<b>11</b>	<b>120</b>
Congenital Cardiac Surgery	25	12	6	19	9	8	11	1	18	11	120
<b>Urology</b>	<b>143</b>	<b>104</b>	<b>93</b>	<b>30</b>	<b>26</b>	<b>29</b>	<b>33</b>	<b>48</b>	<b>26</b>	<b>23</b>	<b>555</b>
Female Pelvic Medicine and Reconstructive Surgery (*)	143	71	69	3	11	9	9	14	8	8	345
Pediatric Urology	0	33	24	27	15	20	24	34	18	15	210
<b>TOTALS</b>	<b>13,488</b>	<b>12,850</b>	<b>11,972</b>	<b>13,063</b>	<b>12,026</b>	<b>13,819</b>	<b>13,645</b>	<b>11,869</b>	<b>16,096</b>	<b>16,972</b>	<b>135,800</b>

(\*) Two or more ABMS Member Boards may offer similar subspecialty certificates using the same or similar title and equivalent standards. See Table 1C for administering board information.

(1) Certificate counts listed prior to ABMS Member Board certificate sponsorship were transferred from another ABMS Member Board.

(2) Certificate no longer issued. Replaced by Interventional Radiology and Diagnostic Radiology primary certificate in 2017.

**Table 2C: ABMS Board Certified Diplomates by Member Board and Location**

Numbers in this table provide a count of ABMS Member Board certified physicians with an active specialty or subspecialty certificate by location recorded in the ABMS database as of June 30, 2022. Physicians may hold certification in more than one specialty or subspecialty and may be certified by more than one Member Board. The numbers are distinct counts. A physician is counted once per Member Board and once in the grand total. These numbers include certificate holders who are retired and excludes physicians who are known to be deceased. Footnotes are found on page 42.

American Board of	Certificate (Specialty certificates on the left. Subspecialty certificates on the right.)	AK	AL	AR	AZ	CA	CO	CT	DC	DE	FL	GA	HI	IA	ID	IL
State Total		2,072	10,900	6,059	17,312	116,862	17,976	14,529	4,409	2,554	56,463	25,531	4,827	6,986	3,641	37,740
Allergy and Immunology	Diplomate Total	11	50	43	95	769	146	100	37	12	310	142	27	45	17	275
	Allergy and Immunology	11	50	43	95	769	146	100	37	12	310	142	27	45	17	275
	Diagnostic Laboratory Immunology	0	0	0	0	7	1	1	2	0	2	2	0	0	0	1
Anesthesiology	Diplomate Total	154	629	364	1,462	7,541	1,373	842	180	130	3,687	1,459	276	416	186	2,260
	Anesthesiology	152	627	363	1,453	7,510	1,370	842	180	130	3,670	1,449	276	415	184	2,244
	Critical Care Medicine	3	34	11	41	384	42	41	13	4	152	61	14	25	0	95
	Hospice and Palliative Medicine	0	2	1	2	8	3	0	0	0	7	2	0	4	0	5
	Neurocritical Care	0	1	1	8	20	2	2	0	0	15	2	1	0	1	7
	Pain Medicine	22	48	35	148	586	74	72	15	10	398	195	16	42	30	251
	Pediatric Anesthesiology	11	23	37	70	537	116	44	30	14	233	107	22	25	8	190
	Sleep Medicine	0	0	0	0	1	0	1	0	0	3	0	0	0	1	0
Colon and Rectal Surgery	Diplomate Total	6	32	10	48	260	25	46	6	8	179	75	9	17	6	102
	Colon and Rectal Surgery	6	32	10	48	260	25	46	6	8	179	75	9	17	6	102
Dermatology	Diplomate Total	20	164	94	286	2,205	296	234	61	25	1,061	358	80	94	61	560
	Dermatology	20	163	94	286	2,203	296	234	61	25	1,060	358	80	94	61	560
	Clinical and Laboratory Dermatological Immunology	0	0	1	0	3	0	0	0	0	3	1	0	0	0	0
	Dermatological Immunology/Diagnostic and Laboratory Immunology	0	2	0	0	1	1	2	1	1	3	3	0	1	0	3
	Dermatopathology	1	12	3	27	174	22	20	5	2	74	25	3	6	5	33
	Micrographic Dermatologic Surgery	0	28	26	56	280	50	14	2	6	213	68	11	22	13	77
	Pediatric Dermatology	1	2	3	9	72	12	7	3	1	12	5	2	2	0	26
Emergency Medicine	Diplomate Total	159	346	212	907	5,750	1,130	539	219	99	2,595	1,130	305	196	225	1,733
	Emergency Medicine	158	340	212	901	5,705	1,118	532	218	99	2,572	1,120	303	195	222	1,715
	Anesthesiology Critical Care Medicine	1	1	0	2	22	3	0	2	0	14	6	1	2	0	6
	Emergency Medical Services	3	12	3	15	84	36	14	4	3	48	25	3	4	8	26
	Hospice and Palliative Medicine	1	0	0	7	40	10	1	3	0	7	8	2	1	1	10
	Internal Medicine – Critical Care Medicine	0	1	1	7	32	3	4	8	0	18	5	3	1	0	8
	Medical Toxicology	0	3	3	25	68	21	10	1	0	16	17	3	6	1	25
	Neurocritical Care	0	0	0	4	4	0	1	1	0	4	0	1	1	0	1
	Pain Medicine	0	0	0	0	4	1	1	0	0	3	1	0	0	0	0
	Pediatric Emergency Medicine	0	1	2	5	65	7	4	4	0	35	7	0	0	0	5
	Sports Medicine	0	6	0	11	67	12	9	4	0	31	10	3	2	4	21
	Undersea and Hyperbaric Medicine	0	3	0	3	26	1	1	0	1	7	4	0	0	2	0
Family Medicine	Diplomate Total	459	1,273	962	1,802	12,281	2,512	627	173	297	5,391	2,622	538	1,422	804	3,919
	Family Medicine	459	1,273	962	1,802	12,281	2,512	627	173	297	5,391	2,622	538	1,422	804	3,919
	Adolescent Medicine	0	1	1	0	13	2	2	0	0	5	2	1	0	0	3
	Geriatric Medicine	5	15	18	40	242	32	18	3	7	135	52	24	27	10	80
	Hospice and Palliative Medicine	6	15	8	29	207	45	13	2	6	73	39	6	14	12	32
	Pain Medicine	0	0	0	0	5	0	0	0	0	2	1	1	0	0	0
	Sleep Medicine	2	5	1	3	16	5	3	0	0	12	4	0	2	2	8
	Sports Medicine	3	35	12	43	320	91	14	6	11	167	58	17	17	35	125



**Table 2C: ABMS Board Certified Diplomates by Member Board and Location** *(continued)*

American Board of	Certificate <i>(Specialty certificates on the left. Subspecialty certificates on the right.)</i>	AK	AL	AR	AZ	CA	CO	CT	DC	DE	FL	GA	HI	IA	ID	IL
Internal Medicine	<b>Diplomate Total</b>	<b>324</b>	<b>2,878</b>	<b>1,294</b>	<b>4,580</b>	<b>30,984</b>	<b>4,046</b>	<b>4,756</b>	<b>1,050</b>	<b>663</b>	<b>16,124</b>	<b>7,130</b>	<b>1,204</b>	<b>1,478</b>	<b>668</b>	<b>10,973</b>
	Internal Medicine	282	2,409	1,058	3,674	26,492	3,255	4,089	942	560	13,231	5,853	1,074	1,230	545	9,268
	Adolescent Medicine	0	0	1	1	8	1	0	1	0	0	2	0	0	0	3
	Adult Congenital Heart Disease	0	2	3	7	66	11	6	2	1	29	10	4	4	1	17
	Advanced Heart Failure and Transplant Cardiology	3	11	8	19	126	18	27	5	2	77	47	4	13	5	68
	Allergy and Immunology	0	0	0	1	5	2	1	0	0	1	0	1	0	0	0
	Cardiovascular Disease	45	364	192	534	3,065	397	529	86	68	2,068	819	90	204	88	1,214
	Clinical and Laboratory Immunology	0	0	1	0	0	0	0	1	0	1	0	0	0	0	1
	Clinical Cardiac Electrophysiology	4	31	18	60	272	56	47	2	5	201	81	6	36	10	142
	Critical Care Medicine	21	144	76	261	1,603	290	247	49	26	949	427	64	84	48	597
	Diagnostic Laboratory Immunology	0	0	0	1	5	2	0	1	0	4	0	0	1	0	4
	Endocrinology, Diabetes and Metabolism	5	65	38	121	974	125	167	35	22	474	189	31	45	9	333
	Gastroenterology	15	183	94	325	1,923	266	297	57	37	1,121	445	70	92	48	708
	Geriatric Medicine	4	37	32	73	564	73	115	15	14	295	87	59	19	13	188
	Hematology	12	120	63	164	1,153	137	159	47	19	627	241	34	60	27	414
	Hospice and Palliative Medicine	7	37	28	76	650	80	55	18	10	263	124	35	18	6	110
	Infectious Disease	11	106	45	142	1,103	166	190	93	29	618	328	42	62	19	415
	Interventional Cardiology	10	102	63	173	602	100	82	12	15	490	216	16	48	25	291
	Medical Oncology	23	168	87	258	1,763	244	239	85	22	961	380	52	100	46	592
	Nephrology	9	169	64	239	1,395	155	176	29	38	706	395	48	66	34	509
	Neurocritical Care	0	2	5	18	66	15	8	1	0	42	12	0	1	0	19
	Pulmonary Disease	20	198	107	315	2,064	356	312	46	38	1,122	465	63	104	58	680
	Rheumatology	9	84	35	85	806	113	113	27	17	347	147	22	44	15	287
	Sleep Medicine	5	38	21	72	319	50	66	3	10	237	120	13	15	17	147
	Transplant Hepatology	0	5	3	24	83	16	20	4	0	46	24	1	2	0	40
Medical Genetics and Genomics	<b>Diplomate Total</b>	<b>0</b>	<b>26</b>	<b>7</b>	<b>38</b>	<b>366</b>	<b>41</b>	<b>56</b>	<b>26</b>	<b>6</b>	<b>88</b>	<b>59</b>	<b>9</b>	<b>13</b>	<b>4</b>	<b>66</b>
	Clinical Biochemical Genetics	0	1	1	1	36	9	5	7	0	8	6	0	0	0	7
	Clinical Biochemical/Molecular Genetics	0	0	0	0	5	0	0	0	0	4	1	0	0	0	1
	Clinical Cytogenetics and Genomics	0	6	1	17	90	7	19	1	0	17	15	2	4	0	23
	Clinical Genetics and Genomics	0	14	6	14	218	26	27	21	6	58	23	7	10	4	37
	Clinical Molecular Genetics and Genomics	0	5	0	10	99	10	19	2	2	16	20	0	1	0	13
	Laboratory Genetics and Genomics	0	1	0	2	18	2	5	0	0	5	3	0	0	0	3
	Ph.D. Medical Genetics	0	3	0	5	12	1	1	2	0	7	2	1	1	0	2
	Medical Biochemical Genetics	0	2	1	1	9	2	2	1	0	8	5	0	0	2	2
	Molecular Genetic Pathology	0	0	0	0	1	0	0	0	0	0	0	0	0	0	0
Neurological Surgery	<b>Diplomate Total</b>	<b>10</b>	<b>90</b>	<b>71</b>	<b>121</b>	<b>751</b>	<b>124</b>	<b>108</b>	<b>38</b>	<b>15</b>	<b>438</b>	<b>195</b>	<b>24</b>	<b>39</b>	<b>31</b>	<b>258</b>
	Neurological Surgery	10	90	71	121	751	124	108	38	15	438	195	24	39	31	258
Nuclear Medicine	<b>Diplomate Total</b>	<b>4</b>	<b>41</b>	<b>32</b>	<b>73</b>	<b>623</b>	<b>33</b>	<b>63</b>	<b>22</b>	<b>13</b>	<b>295</b>	<b>75</b>	<b>21</b>	<b>24</b>	<b>5</b>	<b>170</b>
	Nuclear Medicine	4	41	32	73	623	33	63	22	13	295	75	21	24	5	170
Obstetrics and Gynecology	<b>Diplomate Total</b>	<b>123</b>	<b>644</b>	<b>320</b>	<b>922</b>	<b>6,527</b>	<b>978</b>	<b>863</b>	<b>227</b>	<b>130</b>	<b>3,216</b>	<b>1,687</b>	<b>312</b>	<b>334</b>	<b>223</b>	<b>2,139</b>
	Obstetrics and Gynecology	123	644	320	922	6,527	978	863	227	130	3,216	1,687	312	334	223	2,139
	Complex Family Planning	0	0	0	2	24	2	2	4	0	1	3	3	1	0	6
	Critical Care Medicine	0	0	0	1	2	1	1	1	0	1	1	0	0	0	0
	Female Pelvic Medicine and Reconstructive Surgery	2	14	5	23	173	21	19	2	1	81	35	7	8	1	51
	Gynecologic Oncology	2	20	6	28	160	22	30	5	0	99	38	6	7	4	66
	Maternal-Fetal Medicine	3	26	8	54	362	53	49	15	8	143	66	21	9	11	98
	Reproductive Endocrinology and Infertility	0	19	3	22	245	24	32	8	2	86	40	10	7	4	60

**Table 2C: ABMS Board Certified Diplomates by Member Board and Location** *(continued)*

American Board of	Certificate <i>(Specialty certificates on the left. Subspecialty certificates on the right.)</i>	AK	AL	AR	AZ	CA	CO	CT	DC	DE	FL	GA	HI	IA	ID	IL
Ophthalmology	Diplomate Total	44	283	174	378	3,160	422	354	116	65	1,548	591	129	201	90	923
	Ophthalmology	44	283	174	378	3,160	422	354	116	65	1,548	591	129	201	90	923
Orthopaedic Surgery	Diplomate Total	99	397	216	541	3,519	629	475	123	86	1,673	831	145	243	173	1,111
	Orthopaedic Surgery	99	397	216	541	3,519	629	475	123	86	1,673	831	145	243	173	1,111
	Orthopaedic Sports Medicine	5	46	12	36	297	56	35	11	6	130	77	8	27	19	103
	Surgery of the Hand	9	17	13	40	222	44	37	9	6	106	62	17	19	10	108
Otolaryngology — Head and Neck Surgery	Diplomate Total	49	242	124	226	1,956	292	213	80	40	911	449	56	141	61	566
	Otolaryngology — Head and Neck Surgery	49	242	124	226	1,956	292	213	80	40	911	449	56	141	61	566
	Complex Pediatric Otolaryngology	0	0	2	6	17	6	6	5	1	7	4	1	2	0	8
	Neurotology	0	5	3	8	56	10	5	2	1	22	7	1	4	1	6
	Sleep Medicine	0	3	4	5	19	4	2	0	0	15	22	0	3	0	5
Pathology	Diplomate Total	40	371	237	482	3,193	446	473	152	68	1,708	657	122	261	73	1,255
	Pathology — Anatomic	2	58	43	85	680	75	113	61	11	380	112	15	34	11	254
	Pathology — Anatomic/Pathology — Clinical	38	291	183	376	2,325	355	318	76	53	1,271	507	100	211	59	944
	Pathology — Clinical	0	34	13	33	307	37	52	19	3	144	41	10	22	10	111
	Blood Banking/Transfusion Medicine	1	17	11	19	141	29	22	17	3	70	30	7	7	4	56
	Clinical Informatics	0	2	2	0	20	4	6	2	0	11	5	1	1	0	5
	Cytopathology	5	38	25	56	420	54	81	10	16	287	93	13	39	10	200
	Dermatopathology	0	42	12	32	199	32	33	8	2	169	49	6	5	9	53
	Hematopathology	3	17	15	38	170	31	23	1	2	101	39	8	17	4	57
	Immunopathology	0	2	1	2	25	2	2	1	0	10	1	0	0	0	7
	Neuropathology	0	9	8	13	99	5	16	5	1	37	15	2	7	2	35
	Pathology — Chemical	1	1	1	2	8	4	2	0	0	9	0	0	0	1	4
	Pathology — Forensic	6	23	9	32	188	34	15	12	10	133	33	9	14	6	44
	Pathology — Hematology	2	23	13	28	182	25	30	9	3	86	31	6	14	6	82
	Pathology — Medical Microbiology	0	3	0	6	23	8	7	3	1	12	10	2	2	0	12
	Pathology — Molecular Genetic	0	7	7	12	80	11	15	6	0	28	11	0	9	0	34
	Pathology — Pediatric	1	9	7	5	44	19	6	2	1	28	11	3	2	1	17
	Radioisotopic Pathology	0	0	3	3	22	1	5	0	0	16	3	0	0	0	12
Pediatrics	Diplomate Total	227	1,269	732	1,832	13,363	2,029	1,595	848	444	5,819	2,948	589	722	300	4,383
	Pediatrics	219	1,230	700	1,749	12,694	1,899	1,522	798	416	5,515	2,796	574	681	281	4,196
	Adolescent Medicine	0	4	0	7	66	16	8	9	2	23	5	4	2	1	21
	Allergy and Immunology	0	0	1	4	21	4	3	0	0	8	4	0	0	0	5
	Child Abuse Pediatrics	1	2	3	3	40	7	8	4	1	18	4	1	1	1	16
	Developmental-Behavioral Pediatrics	3	9	5	9	106	14	10	5	1	23	10	7	6	2	27
	Diagnostic Laboratory Immunology	0	0	0	0	2	0	0	0	0	1	0	0	0	0	0
	Hospice and Palliative Medicine	2	1	3	9	39	5	3	2	3	23	14	2	4	1	14
	Medical Toxicology	0	0	1	3	1	2	1	0	0	0	0	0	0	0	0
	Neonatal-Perinatal Medicine	9	73	50	83	873	116	97	53	29	390	162	35	50	26	328
	Pediatric Cardiology	5	23	26	51	413	64	43	48	23	216	101	12	27	5	147
	Pediatric Critical Care Medicine	7	37	17	63	354	58	32	23	14	189	55	12	20	8	143
	Pediatric Emergency Medicine	0	39	28	57	198	97	71	44	18	204	104	15	16	1	75
	Pediatric Endocrinology	3	20	11	34	214	36	31	8	8	107	35	5	13	1	63
	Pediatric Gastroenterology	2	22	12	32	201	43	26	12	8	102	39	4	20	5	57
	Pediatric Hematology-Oncology	4	36	15	48	427	75	35	49	12	146	109	17	28	7	115
	Pediatric Hospital Medicine	11	26	8	61	358	30	24	31	16	112	49	21	20	10	126

**Table 2C: ABMS Board Certified Diplomates by Member Board and Location** *(continued)*

American Board of	Certificate <i>(Specialty certificates on the left. Subspecialty certificates on the right.)</i>	AK	AL	AR	AZ	CA	CO	CT	DC	DE	FL	GA	HI	IA	ID	IL
	Pediatric Infectious Diseases	1	14	8	16	161	26	20	15	5	65	46	7	5	4	45
	Pediatric Nephrology	1	8	7	16	115	7	19	9	5	53	16	5	10	2	46
	Pediatric Pulmonology	1	18	11	24	121	29	17	12	6	68	31	2	10	1	40
	Pediatric Rheumatology	0	8	1	3	56	6	8	6	5	20	9	3	7	1	15
	Pediatric Transplant Hepatology	0	2	1	1	18	6	3	3	1	5	9	0	1	0	8
	Sleep Medicine	1	6	1	4	36	4	6	4	4	13	7	1	3	0	9
	Sports Medicine	0	3	2	9	34	14	0	1	1	13	10	4	6	0	11
	<b>Diplomate Total</b>	<b>12</b>	<b>112</b>	<b>60</b>	<b>214</b>	<b>1,399</b>	<b>279</b>	<b>137</b>	<b>54</b>	<b>45</b>	<b>743</b>	<b>300</b>	<b>59</b>	<b>62</b>	<b>56</b>	<b>488</b>
Physical Medicine and Rehabilitation	Physical Medicine and Rehabilitation	11	112	59	214	1,391	274	137	54	45	736	299	57	62	56	484
	Brain Injury Medicine	0	7	4	11	94	22	8	4	5	43	25	1	1	2	32
	Neuromuscular Medicine	0	0	0	0	10	3	0	0	0	1	1	0	0	0	1
	Pain Medicine	2	12	6	34	260	41	19	8	8	156	62	9	7	4	49
	Pediatric Rehabilitation Medicine	0	4	2	5	28	15	1	6	5	12	6	0	2	2	15
	Spinal Cord Injury Medicine	0	3	3	4	49	19	4	1	0	32	4	0	6	2	27
	Sports Medicine	1	10	3	9	75	21	13	4	3	41	21	5	5	3	36
	<b>Diplomate Total</b>	<b>10</b>	<b>83</b>	<b>36</b>	<b>211</b>	<b>1,288</b>	<b>151</b>	<b>116</b>	<b>39</b>	<b>20</b>	<b>741</b>	<b>235</b>	<b>36</b>	<b>40</b>	<b>36</b>	<b>293</b>
Plastic Surgery	Plastic Surgery	10	83	36	211	1,288	151	116	39	20	739	235	36	40	36	293
	Surgery of the Hand	0	2	1	17	89	13	8	0	0	40	12	1	4	2	23
Preventive Medicine	<b>Diplomate Total</b>	<b>47</b>	<b>141</b>	<b>53</b>	<b>247</b>	<b>2,043</b>	<b>367</b>	<b>233</b>	<b>137</b>	<b>42</b>	<b>628</b>	<b>487</b>	<b>102</b>	<b>75</b>	<b>44</b>	<b>411</b>
	Aerospace Medicine	7	42	6	23	72	41	7	14	1	112	24	9	5	7	17
	Occupational Medicine	9	40	8	60	507	108	67	34	15	167	107	23	33	16	130
	Public Health and General Preventive Medicine	17	26	7	54	540	110	35	63	9	119	258	42	6	5	66
	Addiction Medicine	15	36	13	86	602	85	89	18	13	185	76	22	16	17	131
	Clinical Informatics	1	13	15	41	391	61	39	20	6	77	37	12	15	3	79
	Medical Toxicology	0	1	0	0	7	0	0	0	1	1	0	0	0	0	0
	Undersea and Hyperbaric Medicine	0	3	6	3	28	1	6	0	0	31	10	3	1	1	5
Psychiatry and Neurology	<b>Diplomate Total</b>	<b>131</b>	<b>681</b>	<b>389</b>	<b>1,288</b>	<b>10,604</b>	<b>1,427</b>	<b>1,619</b>	<b>601</b>	<b>175</b>	<b>3,811</b>	<b>1,748</b>	<b>432</b>	<b>448</b>	<b>193</b>	<b>2,898</b>
	Neurology	24	231	90	373	2,422	351	351	102	50	1,270	513	71	128	49	842
	Neurology with Special Qualification in Child Neurology	2	28	14	55	359	60	32	39	10	123	65	10	21	6	116
	Psychiatry	103	416	279	851	7,789	1,000	1,225	456	114	2,400	1,162	349	298	139	1,920
	Addiction Psychiatry	2	8	4	23	169	40	65	6	4	78	44	9	7	0	44
	Brain Injury Medicine	1	2	0	11	41	5	7	2	0	20	6	0	0	0	9
	Child and Adolescent Psychiatry	23	90	42	130	1,238	198	209	74	14	395	209	92	56	24	318
	Child Psychiatry	1	9	3	13	197	29	37	18	7	58	17	14	7	0	58
	Clinical Neurophysiology	4	24	10	43	236	24	28	13	8	124	57	6	15	7	124
	Consultation-Liaison Psychiatry	1	5	6	22	145	21	35	17	4	58	20	4	6	5	33
	Epilepsy	0	30	12	34	220	58	34	19	10	114	37	5	11	5	91
	Forensic Psychiatry	0	9	14	20	214	38	41	15	2	85	43	7	1	3	50
	Geriatric Psychiatry	3	11	12	24	191	15	47	7	3	99	33	14	7	4	38
	Neurocritical Care	0	4	4	5	55	5	14	1	2	28	14	2	0	1	32
	Neurodevelopmental Disabilities	0	1	0	4	8	5	2	3	1	9	4	1	0	0	9
	Neuromuscular Medicine	1	4	2	24	89	22	25	5	1	44	5	1	6	2	38
	Pain Medicine	0	1	3	5	39	1	6	2	1	32	2	2	1	0	6
	Sleep Medicine	6	11	9	13	108	19	8	7	3	63	31	2	13	7	69
	Vascular Neurology	2	23	7	39	195	23	45	11	8	113	49	7	14	3	79

**Table 2C: ABMS Board Certified Diplomates by Member Board and Location** *(continued)*

American Board of	Certificate <i>(Specialty certificates on the left. Subspecialty certificates on the right.)</i>	AK	AL	AR	AZ	CA	CO	CT	DC	DE	FL	GA	HI	IA	ID	IL
Radiology	Diplomate Total	86	671	394	1,055	6,270	885	815	235	132	3,310	1,387	258	426	199	2,241
	Diagnostic Medical Physics	1	16	2	17	80	26	19	5	0	35	39	4	4	2	38
	Diagnostic Radiology	68	532	310	785	4,898	653	626	180	105	2,499	1,047	216	330	151	1,682
	Interventional Radiology and Diagnostic Radiology	2	18	32	80	440	82	68	17	6	246	91	12	16	15	181
	Medical Physics	1	1	0	0	19	1	3	2	0	4	3	0	0	0	5
	Nuclear Medical Physics	0	7	0	2	19	12	4	3	0	13	7	0	2	1	10
	Radiation Oncology	11	65	24	92	514	66	56	19	11	297	116	17	41	16	160
	Therapeutic Medical Physics	3	43	27	87	337	59	49	13	10	233	94	10	35	16	187
	Neuroradiology	2	28	21	71	436	71	63	19	9	234	94	30	21	16	160
	Nuclear Radiology	1	2	3	13	90	14	21	1	3	61	17	3	1	0	33
	Pain Medicine	0	0	0	0	0	0	0	0	0	0	0	0	0	0	0
	Pediatric Radiology	0	8	9	23	108	33	12	10	1	70	34	5	8	1	44
Surgery	Diplomate Total	103	585	324	855	4,609	762	649	158	121	2,833	1,286	211	359	190	1,540
	Surgery	98	567	319	807	4,402	732	593	146	115	2,681	1,184	197	339	183	1,483
	Vascular Surgery	6	43	12	72	424	53	73	14	11	263	150	21	27	15	124
	Complex General Surgical Oncology	0	5	2	11	56	9	5	3	1	28	17	2	4	1	15
	Pediatric Surgery	2	14	9	30	116	19	17	10	5	83	28	5	4	7	53
	Surgery of the Hand	1	1	2	7	17	1	3	1	1	16	5	0	5	0	7
	Surgical Critical Care	5	43	22	108	409	108	86	17	5	292	119	21	25	20	142
Thoracic Surgery	Diplomate Total	7	83	47	112	636	79	74	16	16	407	145	24	40	23	219
	Thoracic and Cardiac Surgery	6	68	42	94	518	66	65	13	14	340	130	15	32	19	188
	Thoracic Surgery	1	15	5	18	123	14	9	3	2	71	15	9	8	4	33
	Congenital Cardiac Surgery	0	2	1	5	27	6	3	0	0	17	6	0	3	0	10
Urology	Diplomate Total	28	200	88	255	1,476	223	173	53	31	913	377	65	113	66	493
	Urology	28	200	88	255	1,475	223	173	53	31	913	377	65	113	66	492
	Female Pelvic Medicine and Reconstructive Surgery	0	5	0	7	56	6	5	4	0	24	9	1	1	1	8
	Pediatric Urology	2	3	3	14	44	6	10	6	1	23	9	4	3	2	14

**Table 2C: ABMS Board Certified Diplomates by Member Board and Location** *(continued)*

American Board of	Certificate <i>(Specialty certificates on the left. Subspecialty certificates on the right.)</i>	IN	KS	KY	LA	MA	MD	ME	MI	MN	MO	MS	MT	NC	ND	NE
State Total		15,774	7,562	10,337	11,908	31,775	24,961	4,423	27,593	18,307	16,464	5,417	3,090	28,995	1,840	5,291
Allergy and Immunology	Diplomate Total	74	52	80	81	221	234	12	194	100	101	41	17	176	9	32
	Allergy and Immunology	74	52	80	81	221	234	12	194	100	101	41	17	176	9	32
	Diagnostic Laboratory Immunology	0	1	0	1	2	3	0	0	0	0	0	0	3	0	1
Anesthesiology	Diplomate Total	1,275	516	711	640	1,782	1,444	269	1,448	914	902	322	253	1,572	89	357
	Anesthesiology	1,269	516	707	640	1,771	1,435	268	1,443	912	901	322	252	1,569	89	357
	Critical Care Medicine	25	26	29	19	175	91	16	77	78	44	5	6	90	6	17
	Hospice and Palliative Medicine	0	1	0	0	6	1	2	0	2	1	2	0	2	0	0
	Neurocritical Care	1	9	3	2	10	4	1	2	3	3	0	0	2	0	3
	Pain Medicine	108	56	85	82	162	120	14	186	70	95	45	15	166	11	24
	Pediatric Anesthesiology	62	41	38	42	169	98	16	118	87	71	9	11	105	2	45
	Sleep Medicine	0	0	0	0	0	3	0	0	0	0	0	0	0	0	0
Colon and Rectal Surgery	Diplomate Total	51	19	29	43	67	57	13	106	71	40	4	5	59	4	18
	Colon and Rectal Surgery	51	19	29	43	67	57	13	106	71	40	4	5	59	4	18
Dermatology	Diplomate Total	194	81	149	225	539	374	47	369	277	241	66	56	458	27	58
	Dermatology	194	81	149	224	539	374	47	369	277	241	66	56	457	27	58
	Clinical and Laboratory Dermatological Immunology	0	0	1	0	1	0	0	0	1	0	0	0	0	0	0
	Dermatological Immunology/Diagnostic and Laboratory Immunology	0	0	0	2	0	4	0	2	3	0	0	0	2	0	0
	Dermatopathology	14	11	15	9	30	20	5	23	28	17	4	4	26	3	4
	Micrographic Dermatologic Surgery	26	22	25	21	49	30	9	47	55	33	8	13	59	4	14
	Pediatric Dermatology	4	3	3	1	23	14	1	7	14	8	1	0	12	0	1
Emergency Medicine	Diplomate Total	686	296	412	579	1,196	919	247	1,513	788	628	239	174	1,463	68	169
	Emergency Medicine	674	295	408	575	1,182	908	242	1,501	777	627	237	174	1,448	68	167
	Anesthesiology Critical Care Medicine	0	2	2	0	9	3	1	5	1	9	1	1	3	0	4
	Emergency Medical Services	20	9	11	6	36	26	11	32	26	23	5	5	53	1	5
	Hospice and Palliative Medicine	12	2	1	4	7	4	4	12	11	1	0	1	5	1	3
	Internal Medicine – Critical Care Medicine	7	0	1	5	12	9	2	15	8	6	1	0	9	0	1
	Medical Toxicology	7	4	3	3	31	9	3	14	19	7	3	0	15	1	2
	Neurocritical Care	0	2	0	0	2	1	0	0	3	0	0	0	3	0	0
	Pain Medicine	0	0	0	2	2	1	0	1	2	0	0	0	0	0	0
	Pediatric Emergency Medicine	3	0	4	4	7	4	4	12	1	0	0	0	18	0	0
	Sports Medicine	7	1	4	3	17	7	3	19	11	5	5	0	20	0	2
	Undersea and Hyperbaric Medicine	0	3	0	5	0	3	0	4	7	2	2	0	5	0	0
Family Medicine	Diplomate Total	2,333	1,255	1,176	1,093	1,591	1,433	759	3,065	2,886	1,673	616	554	3,505	341	846
	Family Medicine	2,333	1,255	1,176	1,093	1,591	1,433	759	3,065	2,886	1,673	616	554	3,505	341	846
	Adolescent Medicine	1	3	0	1	2	1	0	2	2	2	0	0	3	0	0
	Geriatric Medicine	36	18	18	17	43	47	26	43	36	33	9	7	81	6	8
	Hospice and Palliative Medicine	20	16	16	14	29	27	22	40	33	19	5	10	67	1	8
	Pain Medicine	0	1	1	1	0	1	0	1	0	1	0	0	1	0	0
	Sleep Medicine	1	2	5	8	1	1	0	7	7	4	0	2	9	0	1
	Sports Medicine	83	39	42	30	48	35	28	86	100	54	9	9	147	15	13

**Table 2C: ABMS Board Certified Diplomates by Member Board and Location** *(continued)*

American Board of	Certificate <i>(Specialty certificates on the left. Subspecialty certificates on the right.)</i>	IN	KS	KY	LA	MA	MD	ME	MI	MN	MO	MS	MT	NC	ND	NE
Internal Medicine	Diplomate Total	3,900	1,790	2,678	3,135	10,459	7,589	1,062	7,719	4,931	4,466	1,373	655	7,816	382	1,312
	Internal Medicine	3,185	1,415	2,223	2,624	8,917	6,434	915	6,567	4,097	3,782	1,117	550	6,397	343	1,081
	Adolescent Medicine	2	0	0	0	4	2	0	0	0	1	0	0	2	0	0
	Adult Congenital Heart Disease	11	3	4	6	21	10	6	14	15	6	4	0	17	1	3
	Advanced Heart Failure and Transplant Cardiology	25	9	12	14	62	36	8	39	48	27	4	2	48	1	11
	Allergy and Immunology	0	0	0	1	1	0	0	0	3	1	0	0	0	0	0
	Cardiovascular Disease	556	248	341	415	1,083	712	143	879	574	549	161	78	894	43	168
	Clinical and Laboratory Immunology	0	0	0	0	0	1	0	0	0	0	0	0	2	0	0
	Clinical Cardiac Electrophysiology	64	30	29	31	99	64	19	87	73	50	13	10	89	5	22
	Critical Care Medicine	226	119	152	158	530	417	71	438	273	303	69	44	414	26	74
	Diagnostic Laboratory Immunology	0	0	2	0	6	2	0	2	1	0	1	0	0	0	0
	Endocrinology, Diabetes and Metabolism	122	51	67	84	422	302	28	208	164	152	38	16	246	7	36
	Gastroenterology	264	122	173	208	570	453	46	414	327	281	111	34	556	18	75
	Geriatric Medicine	63	20	36	32	230	171	23	143	79	76	20	8	163	8	25
	Hematology	172	89	112	120	395	286	51	278	278	168	38	24	326	33	53
	Hospice and Palliative Medicine	45	37	52	38	153	92	19	117	90	59	21	7	135	8	10
	Infectious Disease	122	59	79	109	494	492	34	282	167	159	41	20	306	17	62
	Interventional Cardiology	135	68	104	133	152	99	22	268	96	151	54	22	184	16	47
	Medical Oncology	225	133	165	187	703	529	65	432	320	269	78	44	509	38	80
	Nephrology	215	97	133	158	372	292	37	325	211	195	88	21	367	18	59
	Neurocritical Care	15	1	2	4	4	9	0	19	6	16	0	3	14	6	4
	Pulmonary Disease	272	145	212	224	658	441	82	500	288	301	98	48	507	18	105
	Rheumatology	96	45	59	73	277	220	22	179	121	120	34	19	193	13	33
	Sleep Medicine	55	40	44	30	89	85	10	130	65	56	26	17	99	4	22
	Transplant Hepatology	12	7	10	6	33	26	1	27	30	13	4	0	31	0	8
Medical Genetics and Genomics	Diplomate Total	35	14	15	17	163	185	8	61	69	40	7	4	103	3	15
	Clinical Biochemical Genetics	3	1	0	0	14	30	0	8	12	5	2	0	11	1	1
	Clinical Biochemical/Molecular Genetics	1	0	0	2	1	8	1	1	0	0	0	0	2	0	0
	Clinical Cytogenetics and Genomics	7	8	4	3	32	31	2	12	22	8	3	0	31	0	6
	Clinical Genetics and Genomics	20	7	12	11	83	110	4	37	29	26	4	4	41	3	9
	Clinical Molecular Genetics and Genomics	7	2	2	1	58	42	2	9	21	6	0	0	33	0	1
	Laboratory Genetics and Genomics	2	4	1	1	3	9	0	3	6	4	1	0	9	0	0
	Ph.D. Medical Genetics	4	1	0	3	6	11	1	6	2	0	1	0	3	0	2
	Medical Biochemical Genetics	1	1	1	1	8	10	1	7	6	2	0	0	5	0	1
	Molecular Genetic Pathology	0	0	0	0	1	0	0	1	1	0	0	0	0	0	0
Neurological Surgery	Diplomate Total	115	47	90	123	161	168	29	190	111	142	53	31	217	20	41
	Neurological Surgery	115	47	90	123	161	168	29	190	111	142	53	31	217	20	41
Nuclear Medicine	Diplomate Total	57	23	21	50	125	148	7	137	57	84	13	10	79	5	15
	Nuclear Medicine	57	23	21	50	125	148	7	137	57	84	13	10	79	5	15
Obstetrics and Gynecology	Diplomate Total	848	393	590	775	1,400	1,425	206	1,520	890	898	357	173	1,726	92	271
	Obstetrics and Gynecology	848	393	590	775	1,400	1,425	206	1,520	890	898	357	173	1,726	92	271
	Complex Family Planning	0	0	0	1	4	3	0	1	2	3	0	0	3	0	1
	Critical Care Medicine	0	0	0	0	1	4	0	0	0	3	0	0	0	0	0
	Female Pelvic Medicine and Reconstructive Surgery	15	8	13	11	41	32	6	28	21	22	6	4	38	0	6
	Gynecologic Oncology	18	8	17	15	38	34	7	35	30	31	5	4	59	0	9
	Maternal-Fetal Medicine	28	18	30	31	92	91	6	83	49	57	13	6	95	4	18
	Reproductive Endocrinology and Infertility	12	10	9	14	61	60	1	38	19	22	3	2	45	3	8

**Table 2C: ABMS Board Certified Diplomates by Member Board and Location** *(continued)*

American Board of	Certificate <i>(Specialty certificates on the left. Subspecialty certificates on the right.)</i>	IN	KS	KY	LA	MA	MD	ME	MI	MN	MO	MS	MT	NC	ND	NE
Ophthalmology	Diplomate Total	319	171	240	355	763	679	97	738	439	410	160	69	695	51	117
	Ophthalmology	319	171	240	355	763	679	97	738	439	410	160	69	695	51	117
Orthopaedic Surgery	Diplomate Total	578	251	365	460	820	653	158	705	580	539	216	148	924	71	214
	Orthopaedic Surgery	578	251	365	460	820	653	158	705	580	539	216	148	923	71	214
	Orthopaedic Sports Medicine	42	35	28	59	75	56	6	54	77	46	23	13	116	4	21
	Surgery of the Hand	48	17	22	28	74	56	9	59	56	38	9	12	71	7	12
Otolaryngology — Head and Neck Surgery	Diplomate Total	291	126	176	318	419	385	46	353	268	281	129	50	449	32	114
	Otolaryngology — Head and Neck Surgery	291	126	176	318	419	385	46	353	268	281	129	50	449	32	114
	Complex Pediatric Otolaryngology	1	0	3	4	4	4	1	5	3	2	1	0	6	0	1
	Neurotology	6	2	4	9	22	18	0	21	9	14	4	1	9	1	3
	Sleep Medicine	2	3	3	11	10	2	0	9	5	1	2	0	10	1	0
Pathology	Diplomate Total	496	239	344	385	1,093	882	102	887	582	557	203	80	749	75	188
	Pathology — Anatomic	63	39	53	59	425	266	20	169	108	117	29	11	134	4	22
	Pathology — Anatomic/Pathology — Clinical	407	190	277	316	542	544	78	682	420	396	165	67	574	71	157
	Pathology — Clinical	46	21	25	23	135	95	8	75	65	58	8	2	49	0	12
	Blood Banking/Transfusion Medicine	21	10	21	16	73	51	4	44	40	29	6	3	33	1	11
	Clinical Informatics	1	0	1	2	9	1	0	9	9	6	1	0	6	0	0
	Cytopathology	92	48	84	64	163	126	10	153	54	74	26	7	129	12	20
	Dermatopathology	26	11	12	28	69	45	7	44	21	24	9	6	52	4	6
	Hematopathology	23	16	19	22	46	35	9	51	44	24	5	6	37	6	12
	Immunopathology	4	1	2	3	5	4	0	6	1	2	0	0	2	0	0
	Neuropathology	9	6	9	8	48	38	0	24	13	22	7	2	27	0	7
	Pathology — Chemical	8	0	2	4	2	7	0	11	7	3	0	0	4	0	2
	Pathology — Forensic	23	13	27	21	26	44	5	46	28	20	4	5	39	5	5
	Pathology — Hematology	33	10	14	17	48	45	5	60	38	30	11	3	38	4	13
	Pathology — Medical Microbiology	8	1	5	3	16	11	2	5	11	5	4	0	21	0	7
	Pathology — Molecular Genetic	4	4	7	5	31	25	0	26	26	21	2	2	26	0	3
	Pathology — Pediatric	8	1	12	5	22	8	1	16	4	18	3	0	1	0	6
	Radioisotopic Pathology	7	6	3	3	1	2	2	5	2	4	1	1	8	0	1
Pediatrics	Diplomate Total	1,756	743	1,321	1,300	3,968	3,083	442	3,038	1,962	2,147	594	244	3,398	162	575
	Pediatrics	1,675	722	1,276	1,254	3,730	2,951	424	2,893	1,865	2,047	570	232	3,209	161	555
	Adolescent Medicine	4	2	2	2	45	21	3	8	8	6	1	0	10	0	1
	Allergy and Immunology	0	0	2	0	2	5	0	4	1	0	0	0	1	0	1
	Child Abuse Pediatrics	5	5	5	4	8	9	1	9	5	12	1	0	19	0	1
	Developmental-Behavioral Pediatrics	3	10	7	6	56	16	10	16	11	10	3	3	27	1	4
	Diagnostic Laboratory Immunology	0	0	0	0	0	0	0	0	1	0	0	0	0	0	0
	Hospice and Palliative Medicine	5	1	4	3	20	10	1	15	10	12	6	1	12	0	3
	Medical Toxicology	1	0	1	0	3	2	0	1	1	1	0	0	1	0	0
	Neonatal-Perinatal Medicine	131	46	78	84	195	171	20	152	101	145	38	18	189	15	31
	Pediatric Cardiology	43	19	43	43	137	73	16	120	76	87	24	6	98	6	25
	Pediatric Critical Care Medicine	44	26	32	34	100	61	10	84	69	75	13	3	92	5	23
	Pediatric Emergency Medicine	17	12	32	26	136	59	1	76	62	80	7	1	58	0	14
	Pediatric Endocrinology	26	17	20	20	89	73	6	50	38	39	4	5	48	4	7
	Pediatric Gastroenterology	32	10	7	20	108	49	6	47	24	49	10	2	45	1	14
	Pediatric Hematology-Oncology	58	22	24	30	140	139	12	98	69	76	19	6	104	4	16
	Pediatric Hospital Medicine	32	16	26	24	94	40	19	64	46	65	10	12	71	6	20

**Table 2C: ABMS Board Certified Diplomates by Member Board and Location** *(continued)*

American Board of	Certificate <i>(Specialty certificates on the left. Subspecialty certificates on the right.)</i>	IN	KS	KY	LA	MA	MD	ME	MI	MN	MO	MS	MT	NC	ND	NE
	Pediatric Infectious Diseases	14	4	16	17	58	64	6	30	29	36	3	1	43	2	11
	Pediatric Nephrology	16	8	9	12	22	28	6	31	19	26	3	0	35	1	6
	Pediatric Pulmonology	28	4	9	15	60	26	4	26	24	36	4	3	45	0	8
	Pediatric Rheumatology	8	2	3	0	26	14	0	17	10	22	4	0	22	1	3
	Pediatric Transplant Hepatology	4	0	0	0	5	1	0	5	4	5	0	0	4	0	3
	Sleep Medicine	7	1	2	3	8	7	1	10	8	16	1	0	8	1	1
	Sports Medicine	6	2	2	5	14	4	7	8	12	7	1	1	7	0	0
	<b>Diplomate Total</b>	<b>165</b>	<b>83</b>	<b>86</b>	<b>135</b>	<b>277</b>	<b>324</b>	<b>55</b>	<b>456</b>	<b>268</b>	<b>207</b>	<b>29</b>	<b>40</b>	<b>307</b>	<b>17</b>	<b>45</b>
Physical Medicine and Rehabilitation	Physical Medicine and Rehabilitation	164	82	86	134	275	323	55	454	267	206	29	40	305	17	45
	Brain Injury Medicine	10	5	4	8	21	23	0	38	26	12	1	4	14	1	5
	Neuromuscular Medicine	1	1	0	0	2	3	0	0	2	4	1	1	1	0	0
	Pain Medicine	23	4	12	32	30	54	12	51	38	28	1	8	52	0	9
	Pediatric Rehabilitation Medicine	6	2	1	3	8	14	0	17	21	8	0	0	8	1	1
	Spinal Cord Injury Medicine	7	5	7	3	16	11	0	12	10	11	2	0	12	1	3
	Sports Medicine	6	5	1	4	29	22	2	22	23	15	3	1	17	0	3
	<b>Diplomate Total</b>	<b>119</b>	<b>81</b>	<b>105</b>	<b>106</b>	<b>205</b>	<b>219</b>	<b>27</b>	<b>240</b>	<b>118</b>	<b>148</b>	<b>64</b>	<b>19</b>	<b>224</b>	<b>12</b>	<b>36</b>
Plastic Surgery	Plastic Surgery	119	81	105	106	205	219	27	240	118	148	64	19	224	12	36
	Surgery of the Hand	5	11	11	5	22	14	0	22	12	17	3	0	8	0	3
Preventive Medicine	<b>Diplomate Total</b>	<b>165</b>	<b>60</b>	<b>193</b>	<b>144</b>	<b>516</b>	<b>639</b>	<b>102</b>	<b>360</b>	<b>312</b>	<b>193</b>	<b>53</b>	<b>34</b>	<b>377</b>	<b>16</b>	<b>38</b>
	Aerospace Medicine	5	4	10	13	7	27	4	12	16	7	4	1	24	1	6
	Occupational Medicine	52	16	36	26	100	152	36	127	108	50	8	12	69	1	8
	Public Health and General Preventive Medicine	19	14	29	30	97	346	19	67	50	34	15	7	110	5	8
	Addiction Medicine	64	15	113	54	200	104	35	114	85	62	23	13	106	6	14
	Clinical Informatics	28	12	14	23	119	66	12	45	69	46	3	2	78	3	3
	Medical Toxicology	0	0	0	1	0	2	0	0	0	1	0	0	0	0	0
	Undersea and Hyperbaric Medicine	3	2	0	7	5	7	1	9	4	4	1	1	8	1	1
Psychiatry and Neurology	<b>Diplomate Total</b>	<b>915</b>	<b>531</b>	<b>662</b>	<b>796</b>	<b>3,812</b>	<b>2,552</b>	<b>390</b>	<b>2,055</b>	<b>1,422</b>	<b>1,255</b>	<b>295</b>	<b>183</b>	<b>2,277</b>	<b>145</b>	<b>340</b>
	Neurology	293	148	188	210	937	678	74	584	476	395	95	41	616	41	99
	Neurology with Special Qualification in Child Neurology	39	22	32	34	169	115	12	81	65	88	15	5	84	4	15
	Psychiatry	577	356	440	551	2,702	1,748	296	1,384	871	760	186	137	1,563	100	222
	Addiction Psychiatry	14	10	12	14	90	54	7	33	32	7	7	3	23	2	6
	Brain Injury Medicine	0	2	5	6	11	7	0	8	2	1	1	0	8	1	1
	Child and Adolescent Psychiatry	92	60	82	98	412	343	50	227	163	137	28	25	288	23	49
	Child Psychiatry	9	10	19	20	87	64	7	41	28	18	1	0	43	3	5
	Clinical Neurophysiology	34	25	20	22	84	66	11	84	60	29	13	1	67	4	8
	Consultation-Liaison Psychiatry	5	1	6	12	111	35	3	32	32	9	5	2	41	2	2
	Epilepsy	24	22	30	26	90	71	6	85	60	46	8	0	67	4	15
	Forensic Psychiatry	8	4	10	44	53	52	2	44	19	28	5	3	40	1	5
	Geriatric Psychiatry	15	11	8	8	71	38	5	57	27	21	3	2	52	3	7
	Neurocritical Care	2	4	0	4	12	24	0	19	7	7	3	1	26	1	3
	Neurodevelopmental Disabilities	9	1	1	0	8	14	0	3	2	6	0	1	2	0	1
	Neuromuscular Medicine	7	9	4	1	53	12	0	28	39	33	3	1	40	3	7
	Pain Medicine	4	1	3	8	20	2	1	4	7	2	2	0	9	0	2
	Sleep Medicine	33	6	11	14	53	32	3	55	36	28	12	1	67	6	1
	Vascular Neurology	10	19	16	26	69	51	5	74	31	36	9	2	71	1	6



**Table 2C: ABMS Board Certified Diplomates by Member Board and Location** *(continued)*

American Board of	Certificate <i>(Specialty certificates on the left. Subspecialty certificates on the right.)</i>	IN	KS	KY	LA	MA	MD	ME	MI	MN	MO	MS	MT	NC	ND	NE
Radiology	Diplomate Total	992	491	641	705	1,990	1,385	191	1,744	1,088	1,056	340	168	1,674	130	302
	Diagnostic Medical Physics	12	10	9	12	32	23	3	43	29	17	3	1	27	4	4
	Diagnostic Radiology	752	378	499	552	1,537	1,042	148	1,306	830	803	270	121	1,270	88	219
	Interventional Radiology and Diagnostic Radiology	57	29	22	36	107	69	11	95	66	71	16	18	95	12	22
	Medical Physics	1	1	1	3	1	6	2	9	2	3	0	1	2	1	2
	Nuclear Medical Physics	4	2	2	4	13	6	0	14	2	3	0	0	3	0	1
	Radiation Oncology	84	41	58	53	176	132	18	148	79	91	28	17	147	16	32
	Therapeutic Medical Physics	87	35	54	49	137	111	10	139	90	78	25	12	135	9	25
	Neuroradiology	56	30	31	30	168	91	7	120	115	84	12	10	117	3	13
	Nuclear Radiology	13	6	5	8	49	14	4	37	19	15	9	0	35	3	5
	Pain Medicine	0	0	0	0	0	0	0	0	0	0	0	0	0	0	0
	Pediatric Radiology	13	8	10	9	62	12	1	36	28	32	2	2	30	1	10
Surgery	Diplomate Total	726	374	560	644	1,227	960	266	1,328	785	748	299	160	1,351	106	268
	Surgery	692	358	529	606	1,145	891	249	1,260	753	705	290	154	1,280	103	252
	Vascular Surgery	55	26	60	52	117	109	25	129	61	64	23	11	143	4	25
	Complex General Surgical Oncology	5	3	8	7	12	15	1	15	10	1	2	0	20	2	5
	Pediatric Surgery	19	9	12	14	42	23	7	36	19	21	4	3	33	3	9
	Surgery of the Hand	2	0	3	3	4	1	2	12	3	3	0	0	4	2	0
	Surgical Critical Care	64	31	40	47	128	112	39	166	93	92	21	6	155	13	35
Thoracic Surgery	Diplomate Total	111	45	85	77	191	133	23	186	93	125	47	24	184	9	27
	Thoracic and Cardiac Surgery	103	39	77	62	163	111	18	158	78	108	40	22	155	8	24
	Thoracic Surgery	8	8	8	15	28	22	6	28	16	18	7	2	29	1	3
	Congenital Cardiac Surgery	5	1	3	3	11	2	0	10	6	5	1	0	8	0	2
Urology	Diplomate Total	225	124	154	224	332	309	58	371	215	227	97	55	436	30	73
	Urology	225	124	154	224	332	309	58	370	213	227	97	55	435	30	72
	Female Pelvic Medicine and Reconstructive Surgery	3	3	2	6	5	9	2	14	10	4	2	1	9	0	3
	Pediatric Urology	9	1	3	8	15	7	1	18	9	8	1	1	12	0	3

**Table 2C: ABMS Board Certified Diplomates by Member Board and Location** *(continued)*

American Board of	Certificate <i>(Specialty certificates on the left. Subspecialty certificates on the right.)</i>	NH	NJ	NM	NV	NY	OH	OK	OR	PA	RI	SC	SD	TN	TX	UT
State Total		4,494	28,749	5,043	6,152	73,364	34,601	7,127	13,715	43,603	3,970	12,357	2,382	18,298	67,882	7,966
Allergy and Immunology	Diplomate Total	25	220	26	29	504	207	44	63	273	16	61	6	124	452	39
	Allergy and Immunology	25	220	26	29	504	207	44	63	273	16	61	6	124	452	39
	Diagnostic Laboratory Immunology	0	1	0	0	5	0	0	0	1	1	0	0	1	6	0
Anesthesiology	Diplomate Total	290	2,092	272	562	4,214	2,005	503	999	2,576	162	734	120	1,096	4,886	680
	Anesthesiology	288	2,083	269	560	4,204	1,991	499	996	2,564	161	726	120	1,095	4,850	676
	Critical Care Medicine	25	56	11	12	195	137	12	57	140	5	23	1	74	152	21
	Hospice and Palliative Medicine	0	5	0	0	9	3	0	0	2	0	2	0	2	13	2
	Neurocritical Care	2	4	1	1	8	7	0	4	16	0	2	0	5	15	2
	Pain Medicine	37	224	24	69	389	190	58	56	221	10	64	11	94	531	58
	Pediatric Anesthesiology	20	144	11	21	299	194	24	63	201	9	48	9	64	418	61
	Sleep Medicine	0	0	0	0	4	1	0	1	1	0	0	0	2	1	0
Colon and Rectal Surgery	Diplomate Total	9	104	13	22	245	109	25	37	145	7	30	5	37	212	17
	Colon and Rectal Surgery	9	104	13	22	245	109	25	37	145	7	30	5	37	212	17
Dermatology	Diplomate Total	64	420	52	69	1,216	467	96	206	646	76	183	51	259	1,087	152
	Dermatology	64	420	52	69	1,216	467	96	206	646	76	183	51	258	1,086	152
	Clinical and Laboratory Dermatological Immunology	0	0	0	0	1	1	0	1	0	0	0	0	0	0	0
	Dermatological Immunology/Diagnostic and Laboratory Immunology	0	2	0	0	8	5	1	1	5	0	2	0	1	3	3
	Dermatopathology	2	20	6	5	54	41	5	10	63	7	17	4	15	92	11
	Micrographic Dermatologic Surgery	7	49	6	16	111	60	14	38	82	11	28	9	48	149	24
	Pediatric Dermatology	3	10	1	0	34	18	1	6	18	4	4	0	6	27	5
Emergency Medicine	Diplomate Total	235	1,013	288	397	2,878	1,594	257	807	1,839	185	731	96	695	3,434	479
	Emergency Medicine	234	998	287	395	2,845	1,573	254	801	1,811	180	729	96	685	3,408	474
	Anesthesiology Critical Care Medicine	0	2	4	2	6	8	0	1	1	0	1	0	3	7	2
	Emergency Medical Services	8	26	11	9	77	45	4	12	54	4	15	1	17	95	7
	Hospice and Palliative Medicine	0	4	3	0	20	9	0	5	9	2	2	0	0	11	4
	Internal Medicine – Critical Care Medicine	3	10	4	5	30	11	0	9	36	1	3	2	3	20	2
	Medical Toxicology	1	16	3	0	60	10	1	13	44	1	3	0	3	30	3
	Neurocritical Care	1	1	0	3	5	5	0	2	4	0	1	0	0	1	1
	Pain Medicine	0	2	0	1	0	0	0	0	0	0	1	0	1	3	0
	Pediatric Emergency Medicine	1	5	1	2	27	8	2	9	9	2	6	0	7	24	3
	Sports Medicine	2	17	1	1	46	27	0	11	35	4	10	0	14	32	8
	Undersea and Hyperbaric Medicine	0	3	0	0	9	3	1	2	4	1	1	0	3	10	3
Family Medicine	Diplomate Total	545	1,608	772	745	3,878	3,365	991	1,840	4,123	284	1,680	441	1,859	7,842	1,054
	Family Medicine	545	1,608	772	745	3,878	3,365	991	1,840	4,123	284	1,680	441	1,859	7,842	1,054
	Adolescent Medicine	0	3	0	0	5	2	1	0	6	1	0	0	1	2	0
	Geriatric Medicine	8	59	13	19	113	80	8	19	153	4	30	6	21	190	9
	Hospice and Palliative Medicine	10	30	16	9	75	62	16	38	67	5	30	5	33	154	18
	Pain Medicine	1	0	0	1	1	2	0	1	1	0	0	0	2	5	1
	Sleep Medicine	1	6	5	5	2	15	7	1	9	0	5	0	0	32	4
	Sports Medicine	14	69	9	22	88	137	30	45	177	8	60	13	44	215	55

**Table 2C: ABMS Board Certified Diplomates by Member Board and Location** *(continued)*

American Board of	Certificate <i>(Specialty certificates on the left. Subspecialty certificates on the right.)</i>	NH	NJ	NM	NV	NY	OH	OK	OR	PA	RI	SC	SD	TN	TX	UT
Internal Medicine	Diplomate Total	1,208	8,914	1,182	1,617	22,342	9,571	1,607	3,448	12,760	1,264	2,967	573	5,039	17,176	1,548
	Internal Medicine	1,019	7,408	1,035	1,317	19,392	7,909	1,326	2,867	10,761	1,069	2,461	495	4,214	14,094	1,251
	Adolescent Medicine	0	2	0	0	5	2	0	0	4	0	0	0	0	2	2
	Adult Congenital Heart Disease	0	4	3	1	27	30	0	5	22	0	7	1	9	38	4
	Advanced Heart Failure and Transplant Cardiology	3	40	3	5	109	84	11	17	85	4	20	3	35	112	16
	Allergy and Immunology	0	0	2	0	7	0	0	1	1	0	1	0	0	0	0
	Cardiovascular Disease	138	1,192	104	194	2,689	1,171	237	300	1,671	121	368	61	622	2,010	188
	Clinical and Laboratory Immunology	0	1	0	0	1	0	0	0	1	0	0	0	0	1	0
	Clinical Cardiac Electrophysiology	13	97	10	20	216	147	24	43	180	10	41	6	75	196	33
	Critical Care Medicine	69	442	69	83	1,145	577	101	185	767	65	172	31	314	1,009	118
	Diagnostic Laboratory Immunology	0	5	0	0	12	1	0	1	1	1	1	0	0	7	0
	Endocrinology, Diabetes and Metabolism	42	342	41	47	727	277	42	91	392	27	75	19	114	583	43
	Gastroenterology	74	657	77	97	1,616	599	103	201	909	74	204	36	326	1,201	112
	Geriatric Medicine	31	203	18	35	554	134	16	74	252	34	44	10	58	272	26
	Hematology	49	354	54	45	907	361	59	132	579	54	109	29	167	615	62
	Hospice and Palliative Medicine	29	118	30	26	439	189	17	81	202	23	62	10	64	266	27
	Infectious Disease	40	374	38	46	911	320	51	113	495	65	96	20	184	600	62
	Interventional Cardiology	33	229	20	60	387	250	78	62	300	22	105	10	178	613	45
	Medical Oncology	62	494	80	79	1,378	569	100	200	807	73	165	36	299	1,129	109
	Nephrology	32	417	56	98	943	423	89	122	571	41	144	31	240	1,042	71
	Neurocritical Care	0	5	0	3	24	10	5	7	18	0	3	2	1	40	0
	Pulmonary Disease	70	561	77	103	1,442	705	136	191	919	79	218	37	379	1,135	140
	Rheumatology	46	211	36	29	523	269	42	84	347	29	84	17	118	443	47
	Sleep Medicine	22	141	13	28	197	143	39	46	169	18	63	10	86	291	22
	Transplant Hepatology	2	11	2	1	57	32	4	8	57	2	8	3	14	71	7
Medical Genetics and Genomics	Diplomate Total	7	65	18	6	169	111	13	48	122	4	34	8	49	162	53
	Clinical Biochemical Genetics	0	8	1	0	15	13	3	4	16	1	4	0	6	18	10
	Clinical Biochemical/Molecular Genetics	0	0	0	0	1	3	0	3	2	0	0	0	1	2	0
	Clinical Cytogenetics and Genomics	3	24	12	1	47	27	4	13	36	1	6	2	16	35	9
	Clinical Genetics and Genomics	4	29	8	5	102	67	8	27	67	3	20	7	24	84	21
	Clinical Molecular Genetics and Genomics	2	21	0	0	37	26	3	10	22	0	7	0	7	43	18
	Laboratory Genetics and Genomics	0	2	0	0	7	9	0	1	9	0	1	1	2	13	6
	Ph.D. Medical Genetics	0	3	0	1	3	4	1	3	6	0	4	0	2	8	1
	Medical Biochemical Genetics	0	1	0	0	2	5	1	1	8	0	1	0	5	8	2
	Molecular Genetic Pathology	0	0	0	0	0	0	0	0	0	0	0	0	0	0	0
Neurological Surgery	Diplomate Total	36	168	33	37	427	262	74	113	310	17	80	24	172	505	56
	Neurological Surgery	36	168	33	37	427	262	74	113	310	17	80	24	172	505	56
Nuclear Medicine	Diplomate Total	13	133	22	15	357	129	30	38	215	20	43	10	63	223	21
	Nuclear Medicine	13	133	22	15	357	129	30	38	215	20	43	10	63	223	21
Obstetrics and Gynecology	Diplomate Total	242	1,807	288	370	4,127	1,767	399	770	2,219	234	798	115	991	3,984	435
	Obstetrics and Gynecology	242	1,807	288	370	4,127	1,767	399	770	2,219	234	798	115	991	3,984	435
	Complex Family Planning	1	4	1	1	18	3	0	4	6	1	0	0	1	4	1
	Critical Care Medicine	0	1	0	0	1	1	0	0	1	0	0	1	1	4	0
	Female Pelvic Medicine and Reconstructive Surgery	5	41	5	8	74	51	10	22	65	7	12	2	24	79	8
	Gynecologic Oncology	3	40	12	9	139	55	12	22	80	12	16	5	31	105	10
	Maternal-Fetal Medicine	7	116	22	23	256	107	18	50	139	17	40	7	54	246	38
	Reproductive Endocrinology and Infertility	2	82	1	8	175	37	9	11	66	8	21	2	25	128	14

**Table 2C: ABMS Board Certified Diplomates by Member Board and Location** *(continued)*

American Board of	Certificate <i>(Specialty certificates on the left. Subspecialty certificates on the right.)</i>	NH	NJ	NM	NV	NY	OH	OK	OR	PA	RI	SC	SD	TN	TX	UT
Ophthalmology	Diplomate Total	96	695	104	123	2,034	823	181	382	1,051	84	314	58	449	1,505	235
	Ophthalmology	96	695	104	123	2,034	823	181	382	1,051	84	314	58	449	1,505	235
Orthopaedic Surgery	Diplomate Total	176	865	164	206	1,931	1,036	264	461	1,162	135	457	101	613	1,947	280
	Orthopaedic Surgery	176	865	164	206	1,931	1,036	264	461	1,162	135	457	101	613	1,947	280
	Orthopaedic Sports Medicine	15	70	13	21	159	81	29	27	111	15	45	15	58	192	19
	Surgery of the Hand	11	70	14	17	135	76	12	33	110	10	31	8	40	124	21
Otolaryngology — Head and Neck Surgery	Diplomate Total	58	371	69	76	1,097	538	126	234	584	46	216	44	326	1,069	147
	Otolaryngology — Head and Neck Surgery	58	371	69	76	1,097	538	126	234	584	46	216	44	326	1,069	147
	Complex Pediatric Otolaryngology	0	0	0	1	7	14	1	1	4	0	5	0	0	28	1
	Neurotology	1	3	1	2	29	13	6	5	14	0	4	0	10	31	4
	Sleep Medicine	2	6	0	0	19	6	3	1	7	0	6	1	6	33	3
Pathology	Diplomate Total	128	760	205	149	2,254	1,186	226	337	1,425	139	324	73	636	2,249	261
	Pathology — Anatomic	27	160	41	24	724	246	44	56	298	39	39	5	101	338	42
	Pathology — Anatomic/Pathology — Clinical	97	558	146	119	1,379	869	176	265	1,036	91	268	67	497	1,786	191
	Pathology — Clinical	5	72	17	14	220	109	13	23	144	15	25	3	43	170	26
	Blood Banking/Transfusion Medicine	3	29	24	6	134	60	12	10	88	7	10	4	29	114	13
	Clinical Informatics	1	1	1	0	20	7	1	2	12	1	2	1	1	30	2
	Cytopathology	15	144	23	20	347	205	35	53	296	20	51	4	104	385	38
	Dermatopathology	12	23	7	13	98	53	8	23	59	5	29	6	31	118	13
	Hematopathology	5	38	15	8	96	62	14	17	63	4	18	2	36	150	23
	Immunopathology	0	4	1	0	19	11	0	1	8	2	3	0	4	5	0
	Neuropathology	5	19	8	0	87	32	6	8	48	10	5	0	20	58	6
	Pathology — Chemical	0	4	0	0	5	10	2	1	6	0	2	1	2	7	2
	Pathology — Forensic	3	32	20	20	120	45	19	13	53	12	30	6	40	133	11
	Pathology — Hematology	6	56	19	10	100	79	11	18	69	5	15	4	47	125	23
	Pathology — Medical Microbiology	2	6	2	1	17	16	3	9	7	0	2	1	7	23	7
	Pathology — Molecular Genetic	3	22	8	2	74	23	4	12	33	3	5	1	14	61	18
	Pathology — Pediatric	1	9	1	4	32	49	3	4	36	8	1	0	10	73	6
	Radioisotopic Pathology	0	5	0	1	9	9	1	1	10	2	2	0	4	10	0
Pediatrics	Diplomate Total	451	3,504	546	541	8,709	4,818	802	1,264	4,960	475	1,347	196	2,374	8,123	998
	Pediatrics	436	3,340	525	507	8,307	4,543	764	1,201	4,643	445	1,275	183	2,225	7,684	943
	Adolescent Medicine	2	15	3	2	88	34	3	3	42	4	2	0	8	33	1
	Allergy and Immunology	0	6	0	0	15	2	1	1	4	3	1	0	3	7	1
	Child Abuse Pediatrics	2	12	3	1	26	17	8	8	21	2	7	2	8	24	6
	Developmental-Behavioral Pediatrics	3	29	0	2	75	54	4	12	30	11	20	1	11	59	2
	Diagnostic Laboratory Immunology	0	0	0	0	2	0	0	0	0	0	0	0	0	0	0
	Hospice and Palliative Medicine	0	8	2	0	25	26	1	6	20	2	7	1	18	28	5
	Medical Toxicology	0	2	0	0	3	1	0	1	2	0	0	0	0	4	0
	Neonatal-Perinatal Medicine	21	249	31	60	465	286	62	68	362	22	75	19	158	590	81
	Pediatric Cardiology	10	78	11	19	251	206	20	26	188	9	43	7	81	325	50
	Pediatric Critical Care Medicine	8	77	12	30	211	140	28	26	142	11	34	11	70	289	35
	Pediatric Emergency Medicine	3	121	14	21	310	174	16	21	149	25	28	1	77	255	30
	Pediatric Endocrinology	11	58	8	7	181	83	17	22	99	15	14	6	45	129	10
	Pediatric Gastroenterology	6	60	5	8	148	129	12	19	116	9	17	6	38	139	18
	Pediatric Hematology-Oncology	7	97	12	12	269	168	20	30	191	12	33	8	144	305	26
	Pediatric Hospital Medicine	7	55	11	11	142	166	22	40	144	2	32	7	47	183	16

**Table 2C: ABMS Board Certified Diplomates by Member Board and Location** *(continued)*

American Board of	Certificate <i>(Specialty certificates on the left. Subspecialty certificates on the right.)</i>	NH	NJ	NM	NV	NY	OH	OK	OR	PA	RI	SC	SD	TN	TX	UT
	Pediatric Infectious Diseases	3	32	5	3	110	70	3	13	55	9	12	2	35	106	13
	Pediatric Nephrology	2	23	3	3	80	49	6	10	48	4	14	2	20	87	5
	Pediatric Pulmonology	4	35	2	4	114	80	5	7	66	3	11	4	23	96	6
	Pediatric Rheumatology	0	16	0	1	42	34	0	3	28	1	8	0	12	29	7
	Pediatric Transplant Hepatology	0	1	0	0	11	17	0	1	7	1	1	0	3	8	4
	Sleep Medicine	0	12	1	0	25	23	0	6	20	0	7	1	8	37	3
	Sports Medicine	1	8	1	0	14	34	2	3	13	1	4	1	6	35	5
	<b>Diplomate Total</b>	<b>46</b>	<b>633</b>	<b>45</b>	<b>102</b>	<b>1,087</b>	<b>454</b>	<b>58</b>	<b>140</b>	<b>659</b>	<b>26</b>	<b>118</b>	<b>30</b>	<b>171</b>	<b>865</b>	<b>144</b>
Physical Medicine and Rehabilitation	Physical Medicine and Rehabilitation	46	632	44	101	1,083	453	57	139	654	26	116	30	170	859	141
	Brain Injury Medicine	2	47	4	8	60	31	4	7	42	0	5	3	11	109	5
	Neuromuscular Medicine	0	2	1	1	7	1	1	0	4	0	0	0	0	3	0
	Pain Medicine	6	94	5	21	162	49	5	22	103	2	22	5	30	131	25
	Pediatric Rehabilitation Medicine	0	11	1	0	22	30	2	3	20	0	2	1	2	27	4
	Spinal Cord Injury Medicine	0	22	0	3	29	15	1	1	27	0	5	1	4	40	6
	Sports Medicine	2	48	4	7	73	34	0	7	35	0	6	2	6	36	17
	<b>Diplomate Total</b>	<b>28</b>	<b>261</b>	<b>35</b>	<b>67</b>	<b>686</b>	<b>278</b>	<b>61</b>	<b>108</b>	<b>319</b>	<b>30</b>	<b>106</b>	<b>16</b>	<b>163</b>	<b>756</b>	<b>90</b>
Plastic Surgery	Plastic Surgery	28	261	35	67	686	278	61	107	319	30	106	16	163	754	90
	Surgery of the Hand	1	8	1	0	38	18	4	9	24	6	5	0	8	43	6
Preventive Medicine	<b>Diplomate Total</b>	<b>84</b>	<b>329</b>	<b>115</b>	<b>76</b>	<b>890</b>	<b>518</b>	<b>99</b>	<b>252</b>	<b>583</b>	<b>44</b>	<b>117</b>	<b>23</b>	<b>328</b>	<b>861</b>	<b>170</b>
	Aerospace Medicine	5	6	14	8	7	46	15	4	8	1	9	1	15	210	15
	Occupational Medicine	22	95	23	25	147	147	36	46	126	5	27	7	76	223	51
	Public Health and General Preventive Medicine	24	51	33	18	290	63	13	63	91	10	41	4	64	171	24
	Addiction Medicine	22	141	45	30	317	196	30	92	232	19	27	7	140	159	52
	Clinical Informatics	14	45	10	1	167	85	13	50	135	8	23	4	50	140	26
	Medical Toxicology	0	0	0	0	0	0	0	1	2	0	1	0	1	3	0
	Undersea and Hyperbaric Medicine	4	3	0	2	13	9	2	4	7	1	4	0	0	34	12
Psychiatry and Neurology	<b>Diplomate Total</b>	<b>398</b>	<b>2,355</b>	<b>406</b>	<b>383</b>	<b>8,565</b>	<b>2,523</b>	<b>485</b>	<b>1,098</b>	<b>3,724</b>	<b>445</b>	<b>905</b>	<b>144</b>	<b>1,153</b>	<b>4,653</b>	<b>591</b>
	Neurology	98	581	94	107	1,909	759	131	293	990	89	222	43	391	1,325	170
	Neurology with Special Qualification in Child Neurology	14	97	12	11	239	145	13	35	164	11	23	6	68	250	28
	Psychiatry	283	1,662	298	261	6,417	1,597	336	761	2,536	343	656	94	691	3,067	388
	Addiction Psychiatry	12	45	13	4	215	40	7	16	64	6	30	3	20	95	16
	Brain Injury Medicine	1	9	3	5	22	9	1	4	11	0	1	0	3	29	3
	Child and Adolescent Psychiatry	45	307	55	38	962	326	45	131	446	78	134	24	112	636	102
	Child Psychiatry	5	44	11	6	227	32	9	13	80	8	8	2	18	79	12
	Clinical Neurophysiology	17	69	13	11	200	102	8	16	109	11	19	6	46	203	15
	Consultation-Liaison Psychiatry	5	40	8	1	246	39	3	19	74	11	11	1	18	71	4
	Epilepsy	11	72	12	13	214	121	12	24	129	5	31	6	52	166	19
	Forensic Psychiatry	4	46	3	13	173	65	4	36	47	11	33	2	14	78	13
	Geriatric Psychiatry	18	54	9	3	186	36	13	24	93	14	25	1	21	103	6
	Neurocritical Care	1	6	6	2	40	21	6	5	18	1	8	1	5	41	3
	Neurodevelopmental Disabilities	1	19	0	0	12	7	1	7	14	1	1	0	5	13	1
	Neuromuscular Medicine	4	25	3	4	82	42	7	11	36	2	7	0	20	67	9
	Pain Medicine	2	8	2	2	28	11	2	2	23	0	4	1	3	21	1
	Sleep Medicine	12	21	11	7	62	59	3	24	49	0	9	5	37	101	6
	Vascular Neurology	5	61	9	7	181	78	10	23	108	11	32	5	54	135	20

**Table 2C: ABMS Board Certified Diplomates by Member Board and Location** *(continued)*

American Board of	Certificate <i>(Specialty certificates on the left. Subspecialty certificates on the right.)</i>	NH	NJ	NM	NV	NY	OH	OK	OR	PA	RI	SC	SD	TN	TX	UT
Radiology	Diplomate Total	222	1,678	253	327	4,235	2,068	484	678	2,890	212	612	129	1,170	3,814	396
	Diagnostic Medical Physics	3	40	5	4	75	57	16	6	38	7	11	2	20	105	6
	Diagnostic Radiology	171	1,233	183	244	3,278	1,552	364	529	2,198	165	477	95	900	2,819	312
	Interventional Radiology and Diagnostic Radiology	18	116	19	28	262	106	23	38	194	19	38	9	67	281	23
	Medical Physics	0	7	1	0	14	4	4	1	10	0	2	0	3	17	1
	Nuclear Medical Physics	0	13	2	0	29	10	2	0	7	3	3	0	4	14	1
	Radiation Oncology	20	138	24	29	317	193	35	68	235	11	50	14	90	298	36
	Therapeutic Medical Physics	11	146	19	23	279	173	49	36	223	13	37	11	91	310	18
	Neuroradiology	13	127	14	22	342	131	17	51	182	15	38	6	55	286	33
	Nuclear Radiology	3	29	4	4	57	53	4	7	23	7	12	3	20	44	6
	Pain Medicine	0	0	0	0	0	0	0	0	2	0	0	0	0	0	1
	Pediatric Radiology	1	30	3	4	62	88	3	8	85	2	8	1	32	106	19
Surgery	Diplomate Total	236	1,204	270	291	3,032	1,646	360	639	1,975	171	637	144	979	3,035	317
	Surgery	214	1,123	256	285	2,876	1,560	343	615	1,864	167	612	136	923	2,891	299
	Vascular Surgery	39	129	18	15	285	145	20	60	186	8	61	11	105	255	27
	Complex General Surgical Oncology	1	18	3	2	42	24	0	8	22	2	5	0	11	41	3
	Pediatric Surgery	7	27	4	6	66	60	12	17	52	7	17	3	36	107	11
	Surgery of the Hand	0	4	0	4	18	4	5	4	3	0	3	1	2	24	1
	Surgical Critical Care	19	127	30	38	268	179	32	62	260	13	73	14	103	333	35
Thoracic Surgery	Diplomate Total	16	151	34	34	383	233	51	72	315	15	87	12	135	434	47
	Thoracic and Cardiac Surgery	16	136	24	33	313	210	41	61	269	12	71	12	107	388	42
	Thoracic Surgery	0	17	10	1	71	24	10	11	47	3	17	0	28	47	5
	Congenital Cardiac Surgery	0	1	1	2	12	14	1	5	8	0	1	0	5	19	6
Urology	Diplomate Total	77	429	57	81	975	468	137	212	544	59	193	42	300	889	91
	Urology	77	429	57	81	974	468	137	212	544	59	193	42	300	889	91
	Female Pelvic Medicine and Reconstructive Surgery	3	9	0	2	32	13	4	4	7	0	4	1	10	21	2
	Pediatric Urology	2	12	2	7	29	22	5	5	25	2	5	1	13	44	6

**Table 2C: ABMS Board Certified Diplomates by Member Board and Location** *(continued)*

American Board of	Certificate <i>(Specialty certificates on the left. Subspecialty certificates on the right.)</i>	VA	VT	WA	WI	WV	WY	US Military <sup>(1)</sup>	US Territories <sup>(2)</sup>	US Total	Canada	Foreign	Unknown	GRAND TOTAL
State Total		25,659	2,474	23,312	17,227	4,293	1,153	1,000	3,856	950,275	9,285	4,718	24,458	988,737
Allergy and Immunology	Diplomate Total	180	9	111	120	14	2	4	22	6,054	85	50	56	6,245
	Allergy and Immunology	180	9	111	120	13	2	4	22	6,053	85	50	56	6,244
	Diagnostic Laboratory Immunology	0	0	1	0	1	0	0	0	44	0	0	0	44
Anesthesiology	Diplomate Total	1,565	150	1,679	1,163	226	87	33	101	59,648	409	143	680	60,880
	Anesthesiology	1,555	150	1,671	1,163	224	87	33	101	59,382	407	143	680	60,612
	Critical Care Medicine	67	13	61	52	8	1	2	4	2,753	21	13	19	2,806
	Hospice and Palliative Medicine	3	1	1	0	0	0	0	0	94	0	0	0	94
	Neurocritical Care	11	1	6	0	1	0	0	0	189	0	1	0	190
	Pain Medicine	127	10	113	83	14	6	4	10	5,584	16	7	0	5,607
	Pediatric Anesthesiology	100	18	100	69	12	0	0	7	4,273	16	5	0	4,294
	Sleep Medicine	1	1	0	0	0	0	0	0	21	0	0	0	21
Colon and Rectal Surgery	Diplomate Total	81	5	54	39	8	1	0	13	2,633	41	31	8	2,713
	Colon and Rectal Surgery	81	5	54	39	8	1	0	13	2,633	41	31	8	2,713
Dermatology	Diplomate Total	408	30	329	245	36	17	16	83	14,968	241	28	2	15,239
	Dermatology	408	30	328	245	36	17	16	83	14,959	240	28	2	15,229
	Clinical and Laboratory Dermatological Immunology	0	0	1	0	0	0	0	0	15	0	0	0	15
	Dermatological Immunology/Diagnostic and Laboratory Immunology	2	0	1	0	0	1	0	1	67	0	1	0	68
	Dermatopathology	28	0	22	18	2	2	1	5	1,055	2	8	0	1,065
	Micrographic Dermatologic Surgery	51	4	40	30	5	4	0	1	2,068	6	1	0	2,075
	Pediatric Dermatology	11	1	9	15	1	1	0	2	426	7	1	0	434
Emergency Medicine	Diplomate Total	1,311	133	1,119	740	155	81	95	111	43,595	154	139	39	43,927
	Emergency Medicine	1,306	132	1,112	735	152	81	95	111	43,187	148	137	38	43,510
	Anesthesiology Critical Care Medicine	1	0	3	4	0	0	0	1	147	0	1	0	148
	Emergency Medical Services	40	5	19	36	2	2	1	2	1,049	3	4	0	1,056
	Hospice and Palliative Medicine	4	0	5	6	1	0	0	2	246	0	0	0	246
	Internal Medicine – Critical Care Medicine	11	3	10	4	1	0	2	1	338	4	1	0	343
	Medical Toxicology	20	2	6	9	0	0	1	2	548	13	5	1	567
	Neurocritical Care	0	2	2	2	1	0	0	1	60	2	0	0	62
	Pain Medicine	1	0	0	1	0	0	0	0	28	0	0	0	28
	Pediatric Emergency Medicine	15	0	8	1	2	1	1	5	331	2	2	0	335
	Sports Medicine	9	3	9	7	6	0	0	3	529	1	0	0	530
	Undersea and Hyperbaric Medicine	4	0	7	1	0	0	0	1	132	0	0	0	132
Family Medicine	Diplomate Total	2,901	330	3,663	2,463	649	241	210	234	99,926	704	164	0	100,794
	Family Medicine	2,901	330	3,663	2,463	649	241	210	234	99,926	704	164	0	100,794
	Adolescent Medicine	1	2	1	1	0	0	0	0	73	1	0	0	74
	Geriatric Medicine	73	9	64	40	14	2	1	36	2,107	15	16	0	2,138
	Hospice and Palliative Medicine	50	14	49	37	10	3	0	5	1,570	5	7	0	1,582
	Pain Medicine	0	0	0	0	0	0	0	0	31	1	0	0	32
	Sleep Medicine	8	1	7	8	1	0	1	0	229	4	1	0	234
	Sports Medicine	82	10	81	65	11	4	6	7	2,944	4	3	0	2,951

**Table 2C: ABMS Board Certified Diplomates by Member Board and Location** *(continued)*

American Board of	Certificate <i>(Specialty certificates on the left. Subspecialty certificates on the right.)</i>	VA	VT	WA	WI	WV	WY	US Military <sup>(1)</sup>	US Territories <sup>(2)</sup>	US Total	Canada	Foreign	Unknown	GRAND TOTAL
Internal Medicine	Diplomate Total	6,824	543	5,643	4,166	1,140	195	89	1,170	258,405	1,551	1,067	1,023	262,046
	Internal Medicine	5,725	463	4,690	3,501	989	173	81	947	216,796	1,363	811	1,020	219,990
	Adolescent Medicine	0	0	0	0	0	0	0	0	45	0	0	0	45
	Adult Congenital Heart Disease	11	1	12	10	3	0	0	0	472	4	2	0	478
	Advanced Heart Failure and Transplant Cardiology	45	2	36	25	5	0	0	5	1,444	16	7	0	1,467
	Allergy and Immunology	0	0	0	1	0	0	0	0	30	0	0	0	30
	Cardiovascular Disease	756	57	543	474	146	26	3	115	29,793	208	102	137	30,240
	Clinical and Laboratory Immunology	0	0	0	0	0	0	0	0	11	0	0	0	11
	Clinical Cardiac Electrophysiology	80	10	60	59	11	2	0	10	2,999	17	8	0	3,024
	Critical Care Medicine	423	27	346	229	66	7	3	46	14,494	82	109	0	14,685
	Diagnostic Laboratory Immunology	3	0	2	1	0	0	0	0	67	0	0	0	67
	Endocrinology, Diabetes and Metabolism	250	16	162	125	45	3	2	68	8,109	65	95	35	8,304
	Gastroenterology	459	20	390	246	58	14	3	114	16,923	55	46	68	17,092
	Geriatric Medicine	113	11	113	78	19	6	0	13	4,799	65	24	0	4,888
	Hematology	272	19	223	192	54	13	3	45	10,097	56	50	32	10,235
	Hospice and Palliative Medicine	118	13	117	87	12	3	0	2	4,335	9	9	0	4,353
	Infectious Disease	247	24	228	132	33	12	13	74	9,990	59	100	24	10,173
	Interventional Cardiology	180	10	131	110	43	9	0	13	6,684	14	37	1	6,736
	Medical Oncology	361	23	401	261	72	17	3	70	15,585	88	76	54	15,803
	Nephrology	340	16	234	171	51	7	0	80	11,839	62	93	50	12,044
	Neurocritical Care	16	1	10	14	6	0	0	4	461	0	7	0	468
	Pulmonary Disease	474	35	370	255	91	8	3	81	17,356	97	99	58	17,610
	Rheumatology	166	17	144	121	20	4	4	37	6,493	37	43	29	6,602
	Sleep Medicine	106	8	74	68	16	1	2	14	3,482	17	12	0	3,511
	Transplant Hepatology	27	1	20	18	3	0	0	4	828	5	5	0	838
Medical Genetics and Genomics	Diplomate Total	55	5	80	34	4	1	1	3	2,596	78	63	23	2,760
	Clinical Biochemical Genetics	3	0	7	4	0	0	0	0	282	6	14	4	306
	Clinical Biochemical/Molecular Genetics	1	0	0	0	0	0	0	0	40	2	2	1	45
	Clinical Cytogenetics and Genomics	17	1	24	7	2	1	0	0	659	15	10	12	696
	Clinical Genetics and Genomics	29	4	48	21	1	0	1	3	1,454	33	37	9	1,533
	Clinical Molecular Genetics and Genomics	14	1	20	7	1	0	0	0	620	30	17	1	668
	Laboratory Genetics and Genomics	4	0	2	4	1	0	0	0	144	3	2	0	149
	Ph.D. Medical Genetics	3	0	2	0	0	0	0	0	118	0	1	3	122
	Medical Biochemical Genetics	5	0	4	1	0	0	0	2	125	0	6	0	131
	Molecular Genetic Pathology	0	1	0	0	0	0	0	0	5	0	1	0	6
Neurological Surgery	Diplomate Total	175	9	151	126	44	9	3	33	6,715	65	82	293	7,155
	Neurological Surgery	175	9	151	126	44	9	3	33	6,715	65	82	293	7,155
Nuclear Medicine	Diplomate Total	92	6	115	63	11	4	2	40	3,990	132	64	178	4,364
	Nuclear Medicine	92	6	115	63	11	4	2	40	3,990	132	64	178	4,364
Obstetrics and Gynecology	Diplomate Total	1,528	129	1,088	814	218	76	32	261	52,901	211	195	1,238	54,545
	Obstetrics and Gynecology	1,528	129	1,088	814	218	76	32	261	52,901	211	195	1,238	54,545
	Complex Family Planning	1	0	3	0	0	0	0	0	115	0	0	0	115
	Critical Care Medicine	0	0	1	2	0	0	0	0	29	0	1	0	30
	Female Pelvic Medicine and Reconstructive Surgery	42	3	27	25	5	0	0	6	1,215	2	7	0	1,224
	Gynecologic Oncology	38	6	38	26	8	0	0	5	1,475	7	7	21	1,510
	Maternal-Fetal Medicine	67	9	65	44	4	1	0	5	2,882	6	12	25	2,925
	Reproductive Endocrinology and Infertility	42	11	33	14	2	0	0	4	1,564	18	6	18	1,606



**Table 2C: ABMS Board Certified Diplomates by Member Board and Location** *(continued)*

American Board of	Certificate <i>(Specialty certificates on the left. Subspecialty certificates on the right.)</i>	VA	VT	WA	WI	WV	WY	US Military <sup>(1)</sup>	US Territories <sup>(2)</sup>	US Total	Canada	Foreign	Unknown	GRAND TOTAL
Ophthalmology	Diplomate Total	606	60	532	446	115	21	10	158	23,863	513	160	738	25,274
	Ophthalmology	606	60	532	446	115	21	10	158	23,863	513	160	738	25,274
Orthopaedic Surgery	Diplomate Total	828	89	796	645	116	81	65	88	29,448	162	80	1,207	30,898
	Orthopaedic Surgery	828	89	796	645	116	81	65	88	29,448	162	80	1,207	30,897
	Orthopaedic Sports Medicine	102	11	67	66	9	7	4	7	2,666	5	0	16	2,687
	Surgery of the Hand	64	8	68	43	4	4	6	4	2,150	0	2	85	2,237
Otolaryngology — Head and Neck Surgery	Diplomate Total	398	35	392	285	81	23	46	61	15,165	373	90	569	16,197
	Otolaryngology — Head and Neck Surgery	398	35	392	285	81	23	46	61	15,165	373	90	569	16,197
	Complex Pediatric Otolaryngology	1	0	7	8	0	0	0	0	178	0	2	0	180
	Neurotology	12	1	9	7	0	0	2	0	408	3	1	0	412
	Sleep Medicine	15	0	4	4	1	1	1	2	262	1	2	0	265
Pathology	Diplomate Total	631	100	628	558	164	36	29	101	28,999	914	371	2,749	33,033
	Pathology — Anatomic	108	17	143	85	35	7	3	39	6,074	547	188	1,005	7,814
	Pathology — Anatomic/Pathology — Clinical	487	76	435	450	125	29	26	60	21,226	329	154	1,626	23,335
	Pathology — Clinical	55	9	61	30	12	2	0	6	2,532	27	30	287	2,876
	Blood Banking/Transfusion Medicine	41	6	29	31	9	0	1	3	1,460	11	7	84	1,562
	Clinical Informatics	1	1	2	1	1	0	0	1	193	1	0	0	194
	Cytopathology	126	20	69	75	26	3	4	11	4,483	89	22	199	4,793
	Dermatopathology	27	6	36	25	4	0	1	0	1,612	32	10	89	1,743
	Hematopathology	38	5	42	29	9	2	1	2	1,560	45	21	0	1,626
	Immunopathology	2	0	0	4	2	0	0	0	149	1	0	9	159
	Neuropathology	21	3	18	12	8	0	0	3	851	29	21	90	991
	Pathology — Chemical	5	1	1	2	0	0	0	0	134	2	2	16	154
	Pathology — Forensic	33	5	40	27	10	0	5	4	1,560	32	5	102	1,699
	Pathology — Hematology	31	5	30	36	6	0	0	2	1,606	32	11	116	1,765
	Pathology — Medical Microbiology	7	2	9	5	1	0	0	1	316	4	6	22	348
	Pathology — Molecular Genetic	13	5	15	10	1	0	1	1	731	20	4	1	756
	Pathology — Pediatric	9	2	13	14	0	1	0	1	538	27	2	21	588
	Radioisotopic Pathology	2	2	3	1	0	2	0	0	175	0	0	31	206
Pediatrics	Diplomate Total	2,929	277	2,429	1,819	435	78	91	434	109,433	1,016	915	3,767	115,131
	Pediatrics	2,802	267	2,286	1,691	416	78	89	423	103,907	968	886	3,764	109,525
	Adolescent Medicine	17	1	23	8	4	0	0	1	575	4	1	0	580
	Allergy and Immunology	3	0	1	2	0	0	0	1	117	3	5	9	134
	Child Abuse Pediatrics	3	1	7	4	2	0	1	0	359	4	0	0	363
	Developmental-Behavioral Pediatrics	22	1	21	4	1	0	6	1	789	8	5	0	802
	Diagnostic Laboratory Immunology	0	0	0	0	0	0	0	0	6	0	0	1	7
	Hospice and Palliative Medicine	8	1	12	7	1	0	0	2	408	2	3	0	413
	Medical Toxicology	0	0	2	0	0	0	0	0	34	0	0	0	34
	Neonatal-Perinatal Medicine	182	14	122	106	19	1	10	28	6,819	47	46	117	7,029
	Pediatric Cardiology	81	7	80	61	15	0	0	2	3,590	35	35	68	3,728
	Pediatric Critical Care Medicine	75	7	76	61	17	0	0	13	3,076	19	28	0	3,123
	Pediatric Emergency Medicine	55	2	77	42	7	0	0	4	2,980	22	13	0	3,015
	Pediatric Endocrinology	50	3	38	29	5	1	0	6	1,872	10	13	45	1,940
	Pediatric Gastroenterology	44	4	30	36	5	0	0	9	1,867	11	4	0	1,882
	Pediatric Hematology-Oncology	67	5	79	62	10	0	0	13	3,510	42	44	81	3,677
	Pediatric Hospital Medicine	57	10	67	48	13	0	0	5	2,533	0	3	0	2,536

**Table 2C: ABMS Board Certified Diplomates by Member Board and Location** *(continued)*

American Board of	Certificate <i>(Specialty certificates on the left. Subspecialty certificates on the right.)</i>	VA	VT	WA	WI	WV	WY	US Military <sup>(1)</sup>	US Territories <sup>(2)</sup>	US Total	Canada	Foreign	Unknown	GRAND TOTAL
	Pediatric Infectious Diseases	29	3	29	14	6	0	4	5	1,333	7	20	1	1,361
	Pediatric Nephrology	26	3	30	15	4	0	0	5	980	13	10	23	1,026
	Pediatric Pulmonology	24	5	31	23	5	0	0	7	1,238	7	6	0	1,251
	Pediatric Rheumatology	6	1	19	11	1	0	0	4	503	2	3	0	508
	Pediatric Transplant Hepatology	1	0	3	4	0	0	0	1	152	1	0	0	153
	Sleep Medicine	14	1	8	5	2	0	0	1	347	3	0	0	350
	Sports Medicine	4	1	14	13	0	0	1	0	345	3	0	0	348
	<b>Diplomate Total</b>	<b>308</b>	<b>22</b>	<b>371</b>	<b>248</b>	<b>30</b>	<b>9</b>	<b>9</b>	<b>136</b>	<b>12,225</b>	<b>100</b>	<b>37</b>	<b>225</b>	<b>12,587</b>
Physical Medicine and Rehabilitation	Physical Medicine and Rehabilitation	304	21	371	244	30	9	9	135	12,147	100	37	225	12,509
	Brain Injury Medicine	22	1	22	15	0	0	0	5	834	5	1	0	840
	Neuromuscular Medicine	2	0	2	1	0	0	0	4	61	1	0	0	62
	Pain Medicine	50	4	45	28	3	0	3	14	1,860	8	2	0	1,870
	Pediatric Rehabilitation Medicine	6	0	8	8	1	0	0	2	343	1	1	0	345
	Spinal Cord Injury Medicine	16	0	22	6	3	0	0	4	459	9	1	0	469
	Sports Medicine	17	0	48	16	0	1	1	18	781	10	2	0	793
	<b>Diplomate Total</b>	<b>236</b>	<b>14</b>	<b>177</b>	<b>125</b>	<b>30</b>	<b>6</b>	<b>5</b>	<b>32</b>	<b>8,687</b>	<b>72</b>	<b>61</b>	<b>14</b>	<b>8,834</b>
Plastic Surgery	Plastic Surgery	236	14	177	124	30	6	5	32	8,681	71	61	14	8,827
	Surgery of the Hand	10	1	8	20	3	0	0	2	560	7	0	1	568
Preventive Medicine	<b>Diplomate Total</b>	<b>486</b>	<b>46</b>	<b>454</b>	<b>246</b>	<b>82</b>	<b>14</b>	<b>90</b>	<b>17</b>	<b>14,183</b>	<b>139</b>	<b>59</b>	<b>545</b>	<b>14,926</b>
	Aerospace Medicine	74	2	28	5	2	3	37	1	1,044	21	5	109	1,179
	Occupational Medicine	122	10	134	69	27	3	32	3	3,581	34	12	171	3,798
	Public Health and General Preventive Medicine	155	14	120	36	13	4	45	5	3,559	55	37	278	3,929
	Addiction Medicine	109	14	123	98	38	3	1	7	4,314	26	2	1	4,343
	Clinical Informatics	69	9	75	42	6	2	2	0	2,309	11	4	1	2,325
	Medical Toxicology	1	0	1	0	0	0	0	0	24	0	0	0	24
	Undersea and Hyperbaric Medicine	9	0	6	10	0	0	0	1	273	1	2	1	277
Psychiatry and Neurology	<b>Diplomate Total</b>	<b>1,994</b>	<b>293</b>	<b>1,728</b>	<b>1,227</b>	<b>303</b>	<b>50</b>	<b>74</b>	<b>323</b>	<b>77,895</b>	<b>685</b>	<b>305</b>	<b>1,817</b>	<b>80,702</b>
	Neurology	526	57	480	332	91	14	11	95	20,550	165	124	330	21,169
	Neurology with Special Qualification in Child Neurology	60	2	65	39	12	0	0	25	3,039	18	21	57	3,135
	Psychiatry	1,396	231	1,168	848	199	36	61	203	53,926	496	157	1,445	56,024
	Addiction Psychiatry	29	7	43	18	11	0	4	11	1,526	12	0	0	1,538
	Brain Injury Medicine	14	0	3	1	1	0	0	2	279	1	0	0	280
	Child and Adolescent Psychiatry	229	44	165	176	26	7	13	36	9,326	53	17	91	9,487
	Child Psychiatry	41	4	22	26	4	0	1	4	1,479	9	9	94	1,591
	Clinical Neurophysiology	57	5	45	54	10	2	1	6	2,276	12	14	1	2,303
	Consultation-Liaison Psychiatry	44	5	32	27	6	0	1	11	1,357	14	3	0	1,374
	Epilepsy	38	1	42	50	12	1	0	11	2,276	7	14	0	2,297
	Forensic Psychiatry	48	7	22	23	9	2	3	6	1,522	10	3	1	1,536
	Geriatric Psychiatry	40	4	28	22	9	0	2	4	1,551	18	3	1	1,573
	Neurocritical Care	12	0	12	8	5	0	0	0	481	0	2	0	483
	Neurodevelopmental Disabilities	6	1	4	1	1	0	0	2	192	0	1	0	193
	Neuromuscular Medicine	20	2	20	12	4	0	0	9	895	2	13	0	910
	Pain Medicine	4	0	4	2	2	1	0	0	289	0	0	0	289
	Sleep Medicine	54	1	45	24	4	0	0	5	1,266	9	3	0	1,278
	Vascular Neurology	38	5	52	34	11	0	0	6	1,929	12	10	2	1,953

**Table 2C: ABMS Board Certified Diplomates by Member Board and Location** *(continued)*

American Board of	Certificate <i>(Specialty certificates on the left. Subspecialty certificates on the right.)</i>	VA	VT	WA	WI	WV	WY	US Military <sup>(1)</sup>	US Territories <sup>(2)</sup>	US Total	Canada	Foreign	Unknown	GRAND TOTAL
Radiology	Diplomate Total	1,460	115	1,277	1,206	274	60	75	220	55,116	1,314	325	8,396	65,151
	Diagnostic Medical Physics	33	2	11	24	5	1	2	2	992	3	1	154	1,150
	Diagnostic Radiology	1,117	86	1,009	887	213	51	72	189	42,041	1,183	255	6,034	49,513
	Interventional Radiology and Diagnostic Radiology	118	7	70	97	9	2	1	12	3,589	7	2	780	4,378
	Medical Physics	4	0	2	3	0	0	0	0	147	1	1	51	200
	Nuclear Medical Physics	3	0	4	3	1	0	0	1	234	0	0	14	248
	Radiation Oncology	96	11	102	103	20	4	0	11	4,530	68	8	682	5,288
	Therapeutic Medical Physics	104	10	84	99	29	2	0	7	3,973	51	58	700	4,782
	Neuroradiology	103	6	99	89	12	2	1	13	3,819	28	8	335	4,190
	Nuclear Radiology	20	0	20	10	5	2	0	0	818	8	2	80	908
	Pain Medicine	0	0	0	0	0	0	0	0	3	0	0	1	4
	Pediatric Radiology	26	1	36	20	1	1	0	5	1,164	7	3	58	1,232
Surgery	Diplomate Total	1,146	124	928	790	259	68	48	175	42,861	400	350	1,147	44,758
	Surgery	1,068	119	870	765	248	68	48	171	40,634	388	346	1,146	42,514
	Vascular Surgery	129	9	102	60	21	4	2	6	3,909	11	6	1	3,927
	Complex General Surgical Oncology	12	2	7	11	2	0	0	0	481	7	2	0	490
	Pediatric Surgery	28	3	32	20	5	0	0	4	1,180	12	1	0	1,193
	Surgery of the Hand	6	0	1	2	0	0	0	2	190	0	0	0	190
	Surgical Critical Care	103	12	84	74	26	1	4	8	4,362	19	11	0	4,392
Thoracic Surgery	Diplomate Total	137	6	111	107	43	4	0	22	5,737	30	55	47	5,869
	Thoracic and Cardiac Surgery	119	5	90	91	36	4	0	19	4,875	18	33	14	4,940
	Thoracic Surgery	18	1	21	20	8	0	0	3	891	12	22	33	958
	Congenital Cardiac Surgery	6	0	5	5	2	0	0	2	232	3	2	0	237
Urology	Diplomate Total	382	30	319	243	58	19	12	95	13,196	87	52	82	13,417
	Urology	382	30	319	243	58	19	12	95	13,188	87	52	82	13,409
	Female Pelvic Medicine and Reconstructive Surgery	8	0	15	6	1	0	0	1	343	1	0	0	344
	Pediatric Urology	9	1	13	11	0	0	0	2	456	3	0	0	459

(1) Overseas APO/FPO military addresses.

(2) U.S. Territories: American Samoa, Federated States of Micronesia, Guam, Marshall Islands, Northern Mariana Islands, Palau, Puerto Rico, Virgin Islands.

# The Member Boards and Associate Members of ABMS

ABMS works with its Member Boards and Associate Members to improve the quality of graduate medical education, the standards of medical practice, and the physician certification process. Contact information for the ABMS Member Boards can be found on page 45.

## ABMS MEMBER BOARDS

Includes the year approved as an ABMS Member Board

- 1933** Founding Member Boards:
- American Board of Dermatology
  - American Board of Obstetrics and Gynecology
  - American Board of Ophthalmology
  - American Board of Otolaryngology – Head and Neck Surgery
- 1935** American Board of Orthopaedic Surgery
- American Board of Pediatrics
  - American Board of Psychiatry and Neurology
  - American Board of Radiology
  - American Board of Urology
- 1936** American Board of Internal Medicine
- American Board of Pathology
- 1937** American Board of Surgery
- 1940** American Board of Neurological Surgery
- 1941** American Board of Anesthesiology
- American Board of Plastic Surgery
- 1947** American Board of Physical Medicine and Rehabilitation
- 1949** American Board of Colon and Rectal Surgery
- American Board of Preventive Medicine
- 1969** American Board of Family Medicine
- 1971** American Board of Allergy and Immunology
- American Board of Nuclear Medicine
  - American Board of Thoracic Surgery
- 1979** American Board of Emergency Medicine
- 1991** American Board of Medical Genetics and Genomics

## ASSOCIATE MEMBERS OF ABMS

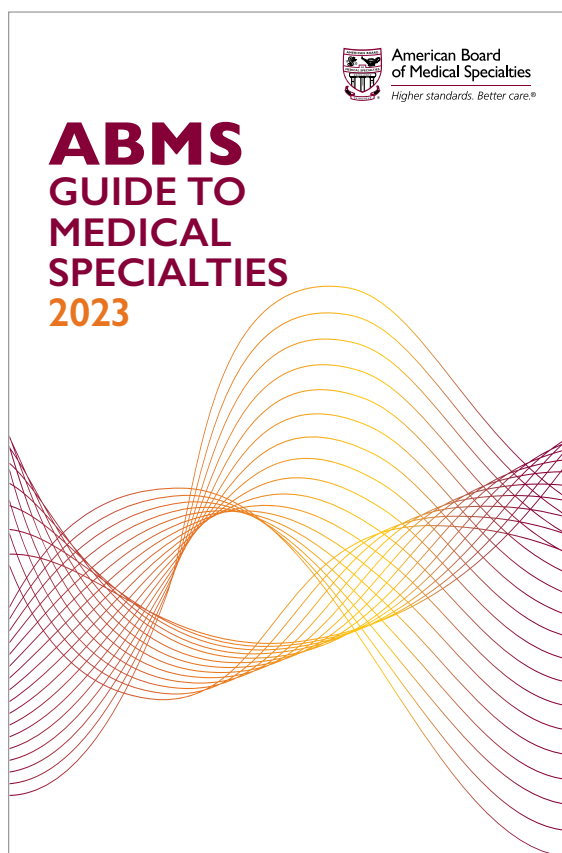
Includes the year approved as an associate member

- 1970**
- American Hospital Association
  - Association of American Medical Colleges
  - Federation of State Medical Boards
  - National Board of Medical Examiners
- 1973**
- Council of Medical Specialty Societies
- 1989**
- American Medical Association
- 2002**
- Accreditation Council of Graduate Medical Education
  - Intealth (ECFMG and FAIMER)
- 2004**
- Accreditation Council for Continuing Medical Education

# ABMS Publications

## ABMS Guide to Medical Specialties

The [ABMS Guide to Medical Specialties](#) provides an overview of board certification and descriptions of each specialty and subspecialty areas where certification is offered by an ABMS Member Board.



## ABMS Insights Newsletter

[ABMS Insights](#) is a free quarterly e-newsletter featuring information on the latest programs, initiatives, and innovations from the ABMS Member Boards, as well as guest columnists.



# ABMS Member Board Contact Information

## American Board of Allergy and Immunology

Philadelphia, PA  
(866) 264-5568  
[abai.org](http://abai.org)

## American Board of Anesthesiology

Raleigh, NC  
(866) 999-7501  
[theaba.org](http://theaba.org)

## American Board of Colon and Rectal Surgery

Taylor, MI  
(734) 282-9400  
[abcrc.org](http://abcrc.org)

## American Board of Dermatology

Newton, MA  
(617) 910-6400  
[abderm.org](http://abderm.org)

## American Board of Emergency Medicine

East Lansing, MI  
(517) 332-4800  
[abem.org/public](http://abem.org/public)

## American Board of Family Medicine

Lexington, KY  
(877) 223-7437  
[theabfm.org](http://theabfm.org)

## American Board of Internal Medicine

Philadelphia, PA  
(800) 441-2246  
[abim.org](http://abim.org)

## American Board of Medical Genetics and Genomics

Rockville, MD  
(301) 634-7315  
[abmgg.org](http://abmgg.org)

## American Board of Neurological Surgery

Rochester, MN  
(507) 322-0400  
[abns.org](http://abns.org)

## American Board of Nuclear Medicine

St. Louis, MO  
(314) 367-2225  
[abnm.org](http://abnm.org)

## American Board of Obstetrics and Gynecology

Dallas, TX  
(214) 871-1619  
[abog.org](http://abog.org)

## American Board of Ophthalmology

Doylestown, PA  
(610) 664-1175  
[abop.org](http://abop.org)

## American Board of Orthopaedic Surgery

Chapel Hill, NC  
(919) 929-7103  
[abos.org](http://abos.org)

## American Board of Otolaryngology – Head and Neck Surgery

Houston, TX  
(713) 850-0399  
[abohns.org](http://abohns.org)

## American Board of Pathology

Tampa, FL  
(813) 286-2444  
[abpath.org](http://abpath.org)

## American Board of Pediatrics

Chapel Hill, NC  
(919) 929-0461  
[abp.org](http://abp.org)

## American Board of Physical Medicine and Rehabilitation

Rochester, MN  
(507) 282-1776  
[abpmr.org](http://abpmr.org)

## American Board of Plastic Surgery

Philadelphia, PA  
(215) 587-9322  
[abplasticsurgery.org](http://abplasticsurgery.org)

## American Board of Preventive Medicine

Chicago, IL  
abpm@theabpm.org  
[theabpm.org](http://theabpm.org)

## American Board of Psychiatry and Neurology

Deerfield, IL  
(847) 229-6500  
[abpn.org](http://abpn.org)

## American Board of Radiology

Tucson, AZ  
(520) 790-2900  
[theabr.org](http://theabr.org)

## American Board of Surgery

Philadelphia, PA  
(215) 568-4000  
[absurgery.org](http://absurgery.org)

## American Board of Thoracic Surgery

Chicago, IL  
(312) 202-5900  
[abts.org](http://abts.org)

## American Board of Urology

Charlottesville, VA  
(434) 979-0059  
[abu.org](http://abu.org)



## American Board of Medical Specialties

*Higher standards. Better care.®*

American Board of Medical Specialties  
353 North Clark Street, Suite 1400  
Chicago, IL 60654

T: (312) 436-2600  
F: (312) 436-2700  
abms.org

2022-2023 ABMS Board Certification Report  
November 2023



© 2023 American Board of Medical Specialties®