

ABMS BOARD CERTIFICATION REPORT

2024–2025



**American Board
of Medical Specialties**

Higher standards. Better care.®

Contents

Introduction	.2
ABMS Board Certified Diplomates: A Population Overview	.3
ABMS Approved Certifications	
Table 1A: Approved Specialty Certificates by ABMS Member Board	.8
Table 1B: Approved Subspecialty Certificates by ABMS Member Board	.9
Footnotes to Table 1A and 1B.	12
Table 1C: Examination Administering Board for Certificates Offered by Multiple ABMS Member Boards.	14
Table 1D: Approved Focused Practice Designations by ABMS Member Board	15
Number of Certificates Issued and Diplomates Certified by ABMS Member Boards	
Table 2A: New Specialty Certificates Issued by ABMS Member Boards 2015–2024	16
Table 2B: New Subspecialty Certificates Issued by ABMS Member Boards 2015–2024	18
Table 2C: ABMS Board Certified Diplomates by Member Board and State.	23

Resources and Contact Information	
The Member Boards and Associate Members of ABMS	43
ABMS Publications	44
ABMS Member Board Contact Information.	45

Basic information about requirements for [board certification](#) and [continuing certification](#) can be found on the ABMS website or by contacting an ABMS Member Board.

Whenever the information in this publication is used in part or in whole, or when referencing it as part of a report or article, we request that acknowledgment be given to the American Board of Medical Specialties, cited as: American Board of Medical Specialties (2025). *ABMS Board Certification Report 2024-2025*. <https://www.abms.org/abms-board-certification-report/>

Introduction

The American Board of Medical Specialties® ([ABMS](#)) promotes safe, quality patient health care by elevating the discipline of specialty medicine through board certification. ABMS board certification helps:

- Physicians and specialists demonstrate their competence and professionalism throughout their careers
- Health care organizations in selecting staff to help achieve their quality and safety goals
- The public feel assured they are being cared for by someone committed to their health and well-being

Board certification from an ABMS Member Board provides an ongoing, independent evaluation to assure that the specialty physician workforce:

- Is skilled and clinically competent to practice safely and effectively in a specialty
- Develops their specialty expertise throughout their careers
- Meets the standards of practice established by their peers

The value of board certification is demonstrated by the ongoing public interest in seeking out board certified physicians and medical specialists (known as diplomates) and by the number of hospitals and other health care organizations that make board certification a key qualification for medical staff privileges.

About this Report

The *ABMS Board Certification Report* for 2024-2025 is the only publication dedicated to information about ABMS Member Board certified specialists. It provides a summary of key discoveries from the ABMS board certification database and other information provided by the 24 ABMS Member Boards. In aggregate, this report offers a snapshot as of June 30, 2025, including:

- The official list of the specialty and subspecialty certificates approved by ABMS for issue by the ABMS Member Boards.*
- The number of new specialty and subspecialty certificates issued in the last 10 years.
- Distribution of board certified diplomates by ABMS Member Board, specialty, and state.

The ABMS board certification database is a primary source for professional certification verification. Verifying a physician's or medical specialist's board certification is made possible through ABMS [public resources](#) and [professional services](#).

*Prior publications containing this information include *ABMS Certificate Statistics* (2006–2012); *ABMS Annual Report and Reference Handbook* (1980–2005); and *American Board of Medical Specialties Annual Report* (1973–1979), all published by ABMS.

Visit the [ABMS Board Certification Report page](#) on the ABMS website for previous reports.

ABMS Board Certified Diplomates: A Population Overview

The 2024–2025 *ABMS Board Certification Report* reflects a growing population of board certified physicians and specialists (also known as diplomates) who use board certification to demonstrate their specialty expertise and continued commitment to provide safe, high-quality, and effective care.

The report shows that as of June 30, 2025 there were 1,025,104 diplomates with an active certification from an ABMS Member Board. Figure 1 shows the counts per board. See [Table 2C](#) for the ABMS Board Certified Diplomates by Member Board and State. The numbers in the table represent distinct counts. A diplomate is counted once per Member Board.



More than
1 Million

Board Certified Diplomates

ABMS Member Boards certify in

38
specialties

89
subspecialties

Figure 1: Diplomates With an Active Certification from an ABMS Member Board

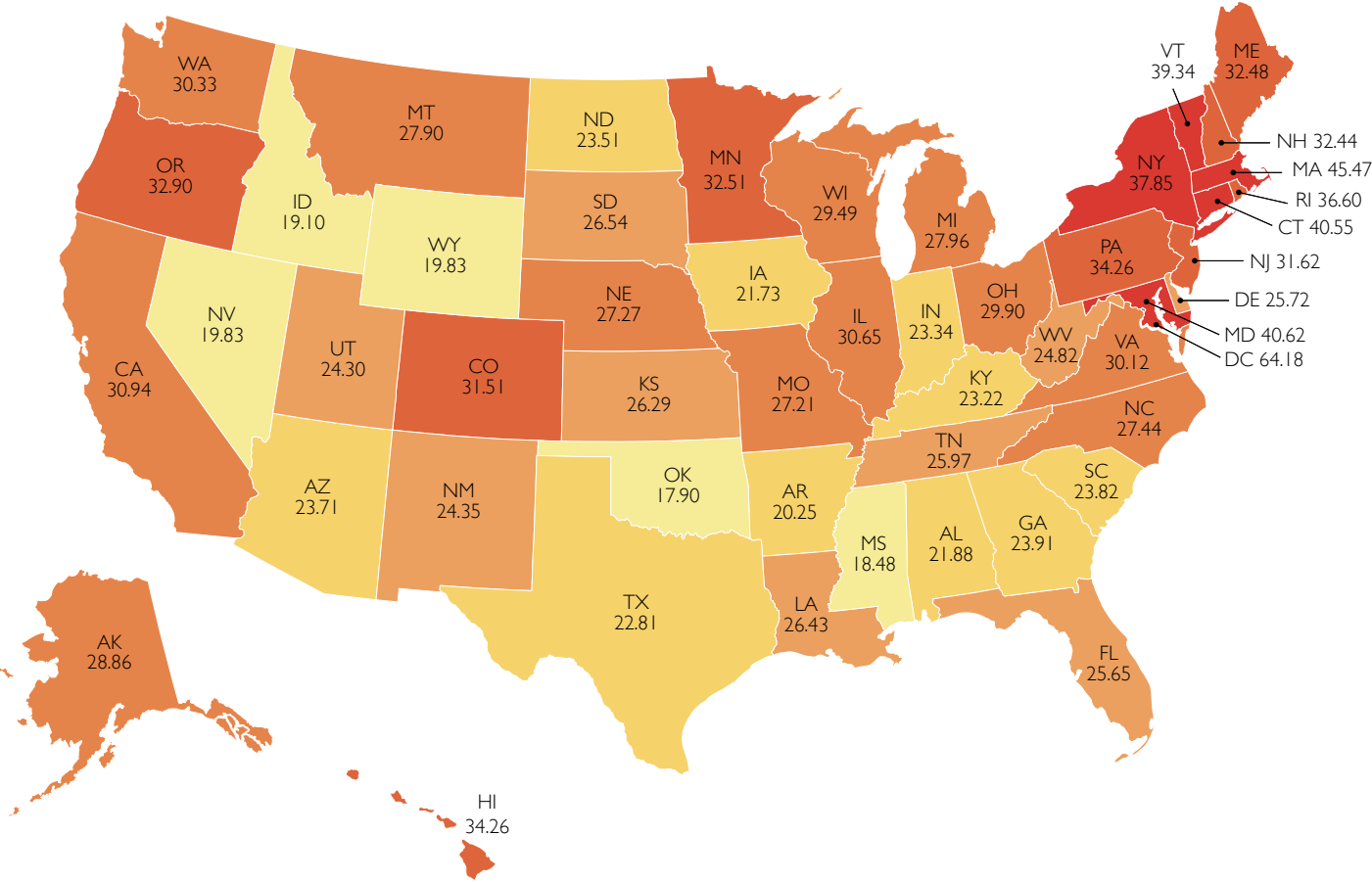
Colon and Rectal Surgery	2,839
Medical Genetics and Genomics	2,890
Nuclear Medicine	4,394
Thoracic Surgery	5,999
Allergy and Immunology	6,501
Neurological Surgery	7,468
Plastic Surgery	9,119
Urology	12,102
Physical Medicine and Rehabilitation	12,983
Dermatology	16,090
Preventive Medicine	16,126
Otolaryngology – Head and Neck Surgery	16,160
Ophthalmology	25,888
Orthopaedic Surgery	31,920
Pathology	34,114
Surgery	45,760
Emergency Medicine	48,182
Obstetrics and Gynecology	52,809
Anesthesiology	64,537
Radiology	68,325
Psychiatry and Neurology	83,554
Family Medicine	106,055
Pediatrics	119,989
Internal Medicine	271,213

Geographic Distribution of ABMS Member Board Diplomates

Geographic distribution of the ABMS Member Board diplomates was computed using data from the ABMS board certification database, along with United States Census Bureau’s Annual Population Estimates (NST-EST2024-ALLDATA)
Source: [Press Kit:Vintage 2024 National and State Population Estimates: Release date December 19, 2024.](#)

The state totals as of June 30, 2025 in [Table 2C](#) provide information about the distribution of diplomates by Member Board and state. Figure 2 shows the diplomate distribution per 10,000 at the state level.

Figure 2: ABMS Member Board Certified Diplomates per 10,000 Population by State

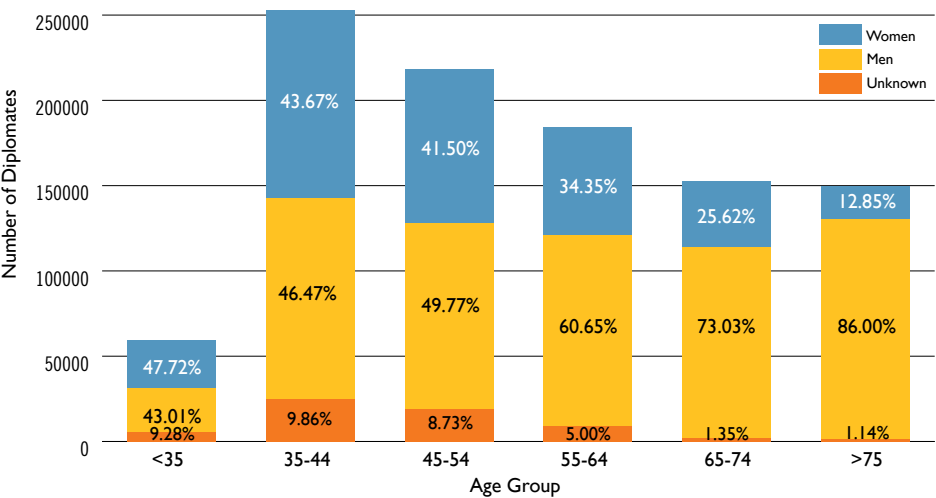


State Name	State Code	Diplomates per 10,000 Population
District of Columbia	DC	64.18
Massachusetts	MA	45.47
Maryland	MD	40.62
Connecticut	CT	40.55
Vermont	VT	39.34
New York	NY	37.85
Rhode Island	RI	36.60
Hawaii	HI	34.26
Pennsylvania	PA	34.16
Oregon	OR	32.90
Minnesota	MN	32.51
Maine	ME	32.48
New Hampshire	NH	32.44
New Jersey	NJ	31.62
Colorado	CO	31.51
California	CA	30.94
Illinois	IL	30.65
Washington	WA	30.33
Virginia	VA	30.12
Ohio	OH	29.90
Wisconsin	WI	29.49
Alaska	AK	28.86
Michigan	MI	27.96
Montana	MT	27.90
North Carolina	NC	27.44
Nebraska	NE	27.27
Missouri	MO	27.21
South Dakota	SD	26.54
Louisiana	LA	26.43
Kansas	KS	26.29
Tennessee	TN	25.97
Delaware	DE	25.72
Florida	FL	25.65
West Virginia	WV	24.82
New Mexico	NM	24.35
Utah	UT	24.30
Georgia	GA	23.91
South Carolina	SC	23.82
Arizona	AZ	23.71
North Dakota	ND	23.51
Indiana	IN	23.34
Kentucky	KY	23.22
Texas	TX	22.81
Alabama	AL	21.88
Iowa	IA	21.73
Arkansas	AR	20.25
Nevada	NV	19.83
Wyoming	WY	19.83
Idaho	ID	19.10
Mississippi	MS	18.48
Oklahoma	OK	17.90

Age and Gender Breakdown

The breakdown of age and gender for the diplomate population continues to change over time. As shown below, the younger cohort shows a even distribution between men and women in contrast to older cohorts. At this time, 34.3% of all active diplomates are women, while 59.4% are men. Note that 6.2% of diplomates are unknown. Currently the median age of an ABMS board certified diplomate is 53 and the average age is 56.

Figure 3: Distribution of ABMS Member Board Diplomates Across Gender and Age Groups



Total Member Board Diplomate Population = 1,025,104 as of June 30, 2025

Age Group	Women Diplomates		Men Diplomates		Gender Unknown	
	Counts	Percentage	Counts	Percentage	Counts	Percentage
Total	351,856	34.32	609,009	59.41	64,239	6.27
Less than 35	28,419	47.72	25,614	43.01	5,525	9.28
35-44	110,265	43.67	117,358	46.47	24,899	9.86
45-54	90,691	41.50	108,773	49.77	19,088	8.73
55-64	63,250	34.35	111,688	60.65	9,213	5.00
65-74	39,104	25.62	111,484	73.03	2,066	1.35
75 and Above	19,463	12.85	130,236	86.00	1,730	1.14
Age Unknown	664	10.64	3,856	61.81	1,718	27.54

Certifications Awarded

ABMS Member Boards awarded 34,619 new specialty certificates (see [Table 2A](#)) and 17,528 new subspecialty certificates (see [Table 2B](#)) to physicians and medical specialists during 2024. In looking at the number of active certifications held, many ABMS Member Board diplomates choose to maintain more than one certification to further demonstrate additional specialized medical expertise. Figure 4 shows that about 25% of ABMS Member Board diplomates have at least two active certifications.

Figure 4: ABMS Member Board Diplomates with Multiple Active Certifications

Number of Certificates	Number of Diplomates	Percentage of Total Diplomates
2	234,473	22.87%
3	35,940	3.51%
4	3,441	0.336%
5	262	0.026%
6	34	0.003%
7	6	0.001%



In 2024 ABMS Member
Boards awarded

34,619
new specialty certificates and
17,528
new subspecialty certificates

Certifications Awarded *Continued*

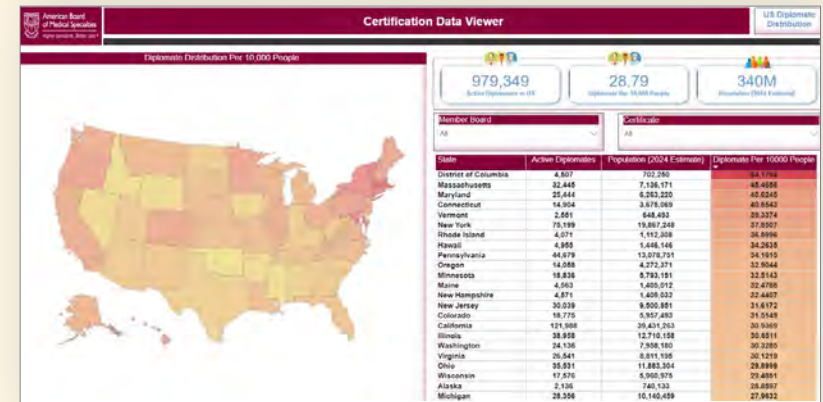
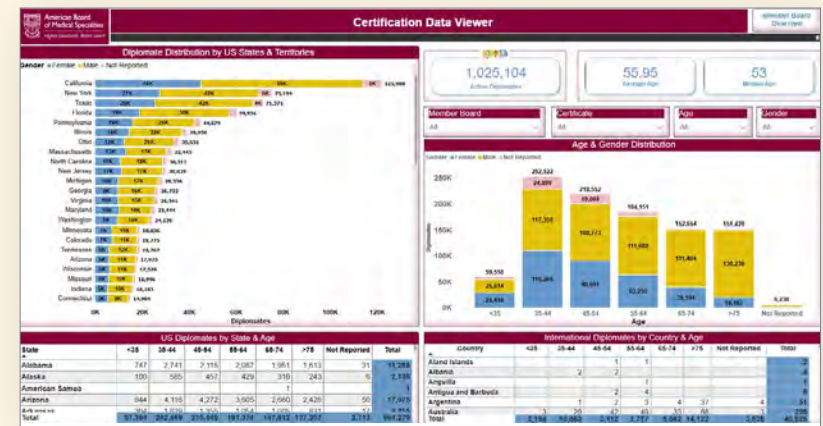
There are 39,293 diplomates with an active certificate from more than one ABMS Member Board. Figure 5 shows the number and percentage of diplomates within each board that are cross-certified.

Figure 5: ABMS Member Board Diplomates Certified by More than One ABMS Board

Member Board	Diplomate Counts	Percentage of Cross-Certified Diplomates per Board
Allergy and Immunology	3,769	58.0%
Anesthesiology	1,977	3.1%
Colon and Rectal Surgery	2,179	76.8%
Dermatology	813	5.1%
Emergency Medicine	2,595	5.4%
Family Medicine	2,848	2.7%
Internal Medicine	15,525	5.7%
Medical Genetics and Genomics	1,121	38.8%
Neurological Surgery	58	0.8%
Nuclear Medicine	3,015	68.6%
Obstetrics and Gynecology	694	1.3%
Ophthalmology	266	1.0%
Orthopaedic Surgery	81	0.3%
Otolaryngology – Head and Neck Surgery	385	2.4%
Pathology	1,087	3.2%
Pediatrics	12,847	10.7%
Physical Medicine and Rehabilitation	456	3.5%
Plastic Surgery	1,566	17.2%
Preventive Medicine	9,383	58.2%
Psychiatry and Neurology	4,612	5.5%
Radiology	3,436	5.0%
Surgery	7,170	15.7%
Thoracic Surgery	3,256	54.3%
Urology	67	0.6%

ABMS Data Viewer

The data summarized in the *ABMS Board Certification Report* is now available through the [ABMS Data Viewer](#). This online resource makes aggregated data from this report available with filtered views including specialty, subspecialty, state/county; age and gender distribution and more.



Continuing Certification

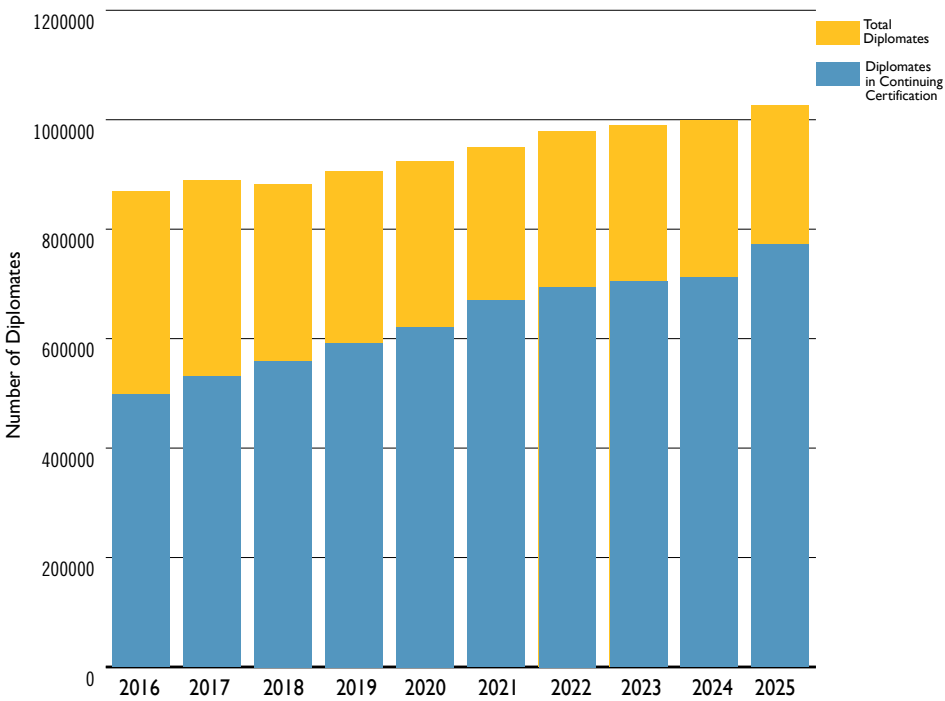
The ABMS board certification database shows that as of June 30, 2025, there were 772,147 diplomates participating in continuing certification. Continuing certification (formerly known as Maintenance of Certification (MOC) is the ongoing process of board certification that simultaneously supports diplomates in keeping their knowledge and skills current while validating their increasing expertise in a specialty.

The process has developed during the last 20 years. Initial certification is the entry point for diplomates to participate in continuing professional development through focused, relevant, and accessible activities and assessments. Board certified diplomates are required to participate in ongoing activities to maintain certification. Some do not, however, because the requirement was not in place when they were first certified. The ABMS Member Boards strongly encourage these individuals to participate voluntarily. Figure 6 shows the increase of the number of ABMS Member Board diplomates participating in continuing certification.



More than
770,000
board certified diplomates
participate in continuing
certification

Figure 6: ABMS Member Board Diplomates Participating in Continuing Certification



Year	Total Diplomat Population	Total Diplomates Participating in Continuing Certification	Percentage of Diplomat Population Participating in Continuing Certification
2016	868,952	524,079	60.31%
2017	888,723	551,694	62.08%
2018	882,531	578,780	65.58%
2019	905,137	591,419	65.34%
2020	923,132	613,731	65.48%
2021	949,928	657,814	69.25%
2022	978,425	690,514	70.57%
2023	988,737	698,314	70.63%
2024	997,864	728,181	72.97%
2025	1,025,104	772,147	75.32%

Table 1A: Approved Specialty Certificates by ABMS Member Board

A specialty certificate is first awarded by an ABMS Member Board to candidates who meet the requirements for certification in a specified field of medical practice. This table lists the specialty certificates currently approved for issue by the boards. Footnotes can be found on pages 12 and 13. Visit the [ABMS website](#) for the most current list of certificates offered and descriptions of each specialty.

American Board of	Incorporation Year	Approved As Member Board	Specialty Certificate	First Issued ⁽¹⁾	Time-limited Certificates *	
					First Issued	Duration Years
Allergy and Immunology	1971	1971	Allergy and Immunology	1972	1989	10
Anesthesiology	1938	1941	Anesthesiology	1938	2000	10
Colon and Rectal Surgery ⁽⁹⁾	1935	1949	Colon and Rectal Surgery	1940	1990	5
Dermatology ⁽²⁾	1932	1933	Dermatology	1932	1991	10
Emergency Medicine	1976	1979	Emergency Medicine	1980	1980	5
Family Medicine ⁽⁸⁾	1969	1969	Family Medicine ⁽¹⁰⁾	1970	1970	Continuing
Internal Medicine ⁽⁸⁾	1936	1936	Internal Medicine	1937	1990	Continuing
Medical Genetics and Genomics ^(3,8,9)	1980	1991	Clinical Biochemical Genetics ⁽⁴⁾	1982	1993	Continuing
			Clinical Genetics and Genomics, MD ^(4,10)	1982	1993	Continuing
			Laboratory Genetics and Genomics ⁽³⁾	2019	2019	Continuing
Neurological Surgery	1940	1940	Neurological Surgery	1940	1999	10
Nuclear Medicine	1971	1971	Nuclear Medicine	1972	1992	10
Obstetrics and Gynecology ⁽²⁾	1930	1933	Obstetrics and Gynecology	1930	1986	Continuing
Ophthalmology ⁽²⁾	1917	1933	Ophthalmology	1916	1992	10
Orthopaedic Surgery	1934	1935	Orthopaedic Surgery	1935	1986	10
Otolaryngology – Head and Neck Surgery ^(2,5)	1924	1933	Otolaryngology – Head and Neck Surgery ⁽¹⁰⁾	1925	2002	5
Pathology ⁽⁷⁾	1936	1936	Pathology-Anatomic/Pathology-Clinical ⁽¹⁰⁾	1936	2006	Continuing
			Pathology-Anatomic ⁽¹⁰⁾	1936	2006	Continuing
			Pathology-Clinical ⁽¹⁰⁾	1936	2006	Continuing
Pediatrics ⁽⁸⁾	1933	1935	Pediatrics	1934	1988	Continuing
Physical Medicine and Rehabilitation	1947	1947	Physical Medicine and Rehabilitation	1947	1993	Continuing
Plastic Surgery	1937	1941	Plastic Surgery	1939	1995	10
Preventive Medicine	1948	1949	Aerospace Medicine	1953	1998	10
			Occupational and Environmental Medicine ⁽¹⁰⁾	1955	1998	10
			Public Health and General Preventive Medicine ^(9, 10)	1983	1998	10
Psychiatry and Neurology ⁽⁸⁾	1934	1935	Psychiatry	1935	1994	Continuing
			Neurology	1935	1994	Continuing
			Neurology with Special Qualification in Child Neurology	1968	1994	Continuing
Radiology ⁽⁹⁾	1934	1935	Diagnostic Medical Physics ⁽¹⁰⁾	2002	2002	Continuing
			Diagnostic Radiology ⁽¹⁰⁾	1934	2002	Continuing
			Interventional Radiology and Diagnostic Radiology	2017	2017	Continuing
			Nuclear Medical Physics ⁽¹⁰⁾	2002	2002	Continuing
			Radiation Oncology ⁽¹⁰⁾	1987	1995	Continuing
			Therapeutic Medical Physics ⁽¹⁰⁾	2002	2002	Continuing
Surgery	1937	1937	Surgery	1937	1976	5
			Vascular Surgery	1982	1982	5
Thoracic Surgery	1948	1971	Thoracic and Cardiac Surgery ⁽¹⁰⁾	1948	1976	Continuing
Urology	1935	1935	Urology	1935	1985	10

Table 1B: Approved Subspecialty Certificates by ABMS Member Board

A subspecialty certificate is awarded by one or more ABMS Member Boards in a component of a specialty. It can be granted only to specialists who have been certified by one or more board in an area of specialty certification. This table lists the subspecialty certificates currently approved for issue by the boards. Footnotes can be found on pages 12 and 13. Visit the [ABMS website](#) for the most current list of certificates offered by the ABMS Member Boards and descriptions of each subspecialty. A number of certificates are offered by multiple ABMS Member Boards. See [Table 1C](#) to find the board that administers the examination.

American Board of	Subspecialty Certificate	Year Approved by ABMS	First Issued ⁽¹⁾	Time-limited Certificates *	
				First Issued	Duration Years
Allergy and Immunology ^(9, 10)	No Subspecialties				
Anesthesiology	Adult Cardiac Anesthesiology	2021	2025	††	10
	Critical Care Medicine	1985	1986	2000	10
	Health Care Administration, Leadership, and Management	2023	2024	††	10
	Hospice and Palliative Medicine	2006	2008	2008	10
	Neurocritical Care	2018	2021	2021	10
	Pain Medicine ⁽¹⁰⁾	1991	1993	1993	10
	Pediatric Anesthesiology	2011	2013	2013	10
	Sleep Medicine	2011	2011	2011	10
Colon and Rectal Surgery	No Subspecialties				
Dermatology ^(2, 9)	Dermatopathology	1973	1974	2006	10
	Micrographic Dermatologic Surgery	2018	2021	2021	10
	Pediatric Dermatology	2000	2004	2004	10
Emergency Medicine	Anesthesiology Critical Care Medicine ⁽⁸⁾	2013	2014	2014	5
	Emergency Medical Services	2010	2013	2013	5
	Health Care Administration, Leadership, and Management	2023	2025	††	5
	Hospice and Palliative Medicine	2006	2008	2008	5
	Internal Medicine-Critical Care Medicine	2011	2012	2012	5
	Medical Toxicology	1992	1995	1995	10
	Neurocritical Care	2018	2021	2021	5
	Pain Medicine ⁽⁸⁾	2014	2015	2015	5
	Pediatric Emergency Medicine	1991	1993	1993	5
	Sports Medicine	1992	1993	1993	10
	Undersea and Hyperbaric Medicine	2000	2000	2000	10
Family Medicine ^(7, 8)	Adolescent Medicine	2000	2001	2001	Continuing
	Geriatric Medicine	1985	1988	1988	Continuing
	Health Care Administration, Leadership, and Management	2023	2024	††	Continuing
	Hospice and Palliative Medicine	2006	2008	2008	Continuing
	Pain Medicine	2014	2015	2015	Continuing
	Sleep Medicine	2006	2007	2007	Continuing
	Sports Medicine	1989	1993	1993	Continuing
Internal Medicine ^(7, 9)	Adolescent Medicine	1992	1994	1994	Continuing
	Adult Congenital Heart Disease	2012	2015	2015	Continuing
	Advanced Heart Failure and Transplant Cardiology	2008	2010	2010	Continuing
	Cardiovascular Disease	†	1941	1991	Continuing
	Clinical Cardiac Electrophysiology ⁽¹⁰⁾	1989	1992	1992	Continuing
	Critical Care Medicine	1985	1987	1987	Continuing
	Endocrinology, Diabetes and Metabolism ⁽¹⁰⁾	1971	1972	1991	Continuing
	Gastroenterology	†	1941	1991	Continuing
	Geriatric Medicine	1985	1988	1988	Continuing
	Hematology	1971	1972	1990	Continuing
	Hospice and Palliative Medicine	2006	2008	2008	Continuing
	Infectious Disease	1971	1972	1990	Continuing
	Interventional Cardiology	1996	1999	1999	Continuing
	Medical Oncology	1972	1973	1991	Continuing
	Nephrology	1971	1972	1990	Continuing
	Neurocritical Care	2018	2021	2021	Continuing
	Pulmonary Disease	†	1941	1990	Continuing
	Rheumatology	1971	1972	1990	Continuing
	Sleep Medicine	2005	2007	2007	Continuing
	Transplant Hepatology	2003	2006	2006	Continuing

Table 1B: Approved Subspecialty Certificates by ABMS Member Board *(continued)*

Footnotes for Table 1B can be found on pages 12 and 13.

American Board of	Subspecialty Certificate	Year Approved by ABMS	First Issued ⁽¹⁾	Time-limited Certificates *	
				First Issued	Duration Years
Medical Genetics and Genomics ^(7,9)	Medical Biochemical Genetics	2007	2009	2009	Continuing
	Molecular Genetic Pathology	1999	2001	2006	Continuing
Neurological Surgery	Neurocritical Care	2018	2021	2021	10
Nuclear Medicine	No Subspecialties				
Obstetrics and Gynecology ^(2,9)	Complex Family Planning	2018	2022	2022	Continuing
	Critical Care Medicine	1985	1991	1991	Continuing
	Gynecologic Oncology	1972	1974	1987	Continuing
	Maternal-Fetal Medicine	1973	1974	1987	Continuing
	Reproductive Endocrinology and Infertility ⁽¹⁰⁾	1973	1974	1987	Continuing
	Urogynecology and Reconstructive Pelvic Surgery ⁽¹⁰⁾	2011	2013	2013	Continuing
Ophthalmology ⁽²⁾	No Subspecialties				
Orthopaedic Surgery	Orthopaedic Sports Medicine	2003	2007	2007	10
	Surgery of the Hand	1986	1989	1989	10
Otolaryngology – Head and Neck Surgery ^(2,5)	Complex Pediatric Otolaryngology ⁽¹⁰⁾	1992	2021	2021	5
	Neurotology ⁽¹⁰⁾	1992	2004	2004	5
	Plastic Surgery within the Head and Neck	1999	††	††	5
	Sleep Medicine	2005	2008	2008	5
Pathology ^(7,9)	Blood Banking/Transfusion Medicine ⁽¹⁰⁾	1972	1973	2006	Continuing
	Clinical Informatics	2011	2013	2013	Continuing
	Cytopathology	1988	1989	2006	Continuing
	Dermatopathology	1973	1974	2006	Continuing
	Hematopathology ⁽¹⁰⁾	†	1955	2006	Continuing
	Neuropathology	†	1948	2006	Continuing
	Pathology-Chemical ⁽¹⁰⁾	†	1951	2006	Continuing
	Pathology-Forensic ⁽¹⁰⁾	†	1959	2006	Continuing
	Pathology-Medical Microbiology ⁽¹⁰⁾	†	1950	2006	Continuing
	Pathology-Molecular Genetic ⁽¹⁰⁾	1999	2001	2006	Continuing
	Pathology-Pediatric ⁽¹⁰⁾	1989	1990	2006	Continuing
Pediatrics ^(7,9,10)	Adolescent Medicine	1991	1994	1994	Continuing
	Child Abuse Pediatrics	2006	2009	2009	Continuing
	Developmental-Behavioral Pediatrics	1999	2002	2002	Continuing
	Hospice and Palliative Medicine	2006	2008	2008	Continuing
	Medical Toxicology	1992	1994	1994	Continuing
	Neonatal-Perinatal Medicine	1974	1975	1989	Continuing
	Pediatric Cardiology	†	1961	1988	Continuing
	Pediatric Critical Care Medicine	1985	1987	1987	Continuing
	Pediatric Emergency Medicine	1991	1992	1992	Continuing
	Pediatric Endocrinology	1976	1978	1989	Continuing
	Pediatric Gastroenterology	1988	1990	1990	Continuing
	Pediatric Hematology-Oncology	1973	1974	1990	Continuing
	Pediatric Hospital Medicine	2016	2019	2019	Continuing
	Pediatric Infectious Diseases	1991	1994	1994	Continuing
	Pediatric Nephrology	1973	1974	1988	Continuing

Table 1B: Approved Subspecialty Certificates by ABMS Member Board *(continued)*

Footnotes for Table 1B can be found on pages 12 and 13.

American Board of	Subspecialty Certificate	Year Approved by ABMS	First Issued ⁽¹⁾	Time-limited Certificates *	
				First Issued	Duration Years
Pediatrics ^(7,9,10) <i>(continued)</i>	Pediatric Pulmonology	1984	1986	1986	Continuing
	Pediatric Rheumatology	1990	1992	1992	Continuing
	Pediatric Transplant Hepatology	2004	2006	2006	Continuing
	Sleep Medicine	2005	2007	2007	Continuing
	Sports Medicine	1990	1993	1993	Continuing
Physical Medicine and Rehabilitation ⁽⁹⁾	Brain Injury Medicine	2011	2014	2014	Continuing
	Neuromuscular Medicine	2005	2008	2008	10
	Pain Medicine ⁽¹⁰⁾	1998	2000	2000	Continuing
	Pediatric Rehabilitation Medicine	1999	2003	2003	Continuing
	Spinal Cord Injury Medicine	1995	1998	1998	Continuing
	Sports Medicine	2006	2007	2007	10
Plastic Surgery	Plastic Surgery within the Head and Neck	1999	††	††	5
	Surgery of the Hand	1986	1989	1989	5
Preventive Medicine ⁽⁹⁾	Addiction Medicine	2015	2018	2018	10
	Clinical Informatics	2011	2014	2014	10
	Health Care Administration, Leadership, and Management	2023	2024	††	10
	Medical Toxicology	1992	1995	1995	10
	Undersea and Hyperbaric Medicine ⁽¹⁰⁾	1989	1993	2000	10
Psychiatry and Neurology ^(7,9)	Addiction Psychiatry	1991	1993	1993	Continuing
	Brain Injury Medicine	2011	2014	2014	Continuing
	Child and Adolescent Psychiatry ⁽¹⁰⁾	†	1959	1995	Continuing
	Clinical Neurophysiology	1990	1992	1992	Continuing
	Consultation-Liaison Psychiatry ⁽¹⁰⁾	2003	2005	2005	Continuing
	Epilepsy	2010	2013	2013	Continuing
	Forensic Psychiatry	1992	1994	1994	Continuing
	Geriatric Psychiatry	1989	1991	1991	Continuing
	Neurocritical Care	2018	2021	2021	Continuing
	Neurodevelopmental Disabilities	1999	2001	2001	Continuing
	Neuromuscular Medicine	2005	2008	2008	Continuing
	Pain Medicine ⁽¹⁰⁾	1998	2000	2000	Continuing
	Sleep Medicine	2005	2007	2007	Continuing
	Vascular Neurology	2003	2005	2005	Continuing
Radiology ^(7,9,10)	Neuroradiology	1994	1995	1995	Continuing
	Nuclear Radiology	1972	1973	1999	Continuing
	Pain Medicine	2015	2016	2016	Continuing
	Pediatric Radiology	1993	1994	1994	Continuing
Surgery ⁽⁹⁾	Complex General Surgical Oncology	2011	2015	2015	Continuing
	Pediatric Surgery	1973	1974	1974	Continuing
	Surgical Critical Care	1985	1986	1986	Continuing
Thoracic Surgery ⁽¹⁰⁾	Congenital Cardiac Surgery	2007	2009	2009	Continuing
Urology ⁽¹⁰⁾	Pediatric Urology	2006	2008	2008	10
	Urogynecology and Reconstructive Pelvic Surgery	2011	2013	2013	10

Footnotes to Table 1A and 1B

* ABMS board certification includes continuous assessment and learning activities that help physicians evaluate and refine their knowledge, judgment, skills, and service to patients. Since the program requires ongoing professional activity, particular requirements must be completed before a physician receives an updated certificate.

† Certificate issued prior to 1972 when ABMS subspecialty recognition procedures were established.

†† Certificates not yet issued.

(1) First year certificate issued by the Member Board.

(2) Founding member of ABMS.

(3) In 2018, the American Board of Genetics and Genomics merged two of its certificates, Clinical Cytogenetics and Genomics, and Clinical Molecular Genetics and Genomics into Laboratory Genetics and Genomics. After July 2017 no new trainees may begin training solely in either of the individual areas.

(4) American Board of Medical Genetics and Genomics certificates established prior to becoming an ABMS Member Board.

(5) In 2018, the ABMS Board of Directors approved a name change for the American Board of Otolaryngology to the American Board of Otolaryngology – Head and Neck Surgery.

(6) In 2017, the American Board of Radiology created a new primary certificate for Interventional Radiology and Diagnostic Radiology. This certificate combines two previous certificates: Diagnostic Radiology and Vascular and Interventional Radiology.

(7) For physicians certified by the American Board of Family Medicine entering the board's continuing certification (formerly Maintenance of Certification (MOC)) program in 2012 or later, and for physicians initially certified by the American Board of Internal Medicine, the American Board of Medical Genetics and Genomics, the American Board of Pathology, the American Board of Pediatrics, the American Board of Psychiatry and Neurology, the American Board of Radiology, or the American Board of Surgery, maintaining certification is contingent upon their meeting the requirements for the specific board's MOC program, and therefore no certification end date is provided. To maintain certification from their specialty board, physicians must successfully complete specialty-specific requirements throughout their ongoing MOC cycles.

(8) In 2022, the American Board of Emergency Medicine began issuing time-limited certificates in Hospice and Palliative Medicine with a duration of five years. Time-limited certificates issued prior to 2022 had a duration of 10 years. In 2021, the American Board of Emergency Medicine began issuing time-limited certificates in Emergency Medicine, Anesthesiology Critical Care Medicine, and Pain Medicine with a duration of five years. Time-limited certificates issued prior to 2021 had a duration of 10 years. In 2023, the American Board of Emergency Medicine began issuing time-limited certificates in Internal Medicine-Critical Care Medicine and Pediatric Emergency Medicine with a duration of five years. Time-limited certificates issued prior to 2023 had a duration of 10 years.

(9) The following certificates were issued only during years indicated below.

American Board of	Certificate Name	Years Issued
Allergy and Immunology	Clinical and Laboratory Immunology	1994–2003
Colon and Rectal Surgery	Anorectal Surgery	1949–1954
	Proctology	1940–1956
Dermatology	Clinical and Laboratory Dermatological Immunology	1985–2001
Internal Medicine	Allergy and Immunology	1941–1971
	Clinical and Laboratory Immunology	1990–2003
	Sports Medicine	1993–2023
Medical Genetics and Genomics	Clinical Biochemical/Molecular Genetics	1990–1993
	Clinical Molecular Genetics and Genomics	1993–2023
	Clinical Cytogenetics and Genomics	1982–2021
	PhD Medical Genetics	1982–2007
Obstetrics and Gynecology	Hospice and Palliative Medicine	2008–2020
Pathology	Immunopathology	1983–1999
	Radioisotopic Pathology	1974–1983
Pediatrics	Allergy and Immunology	1944–1971
	Clinical and Laboratory Immunology	1986–1990
	Neurodevelopmental Disabilities	2001–2007
Physical Medicine and Rehabilitation	Hospice and Palliative Medicine	2008–2020
Preventive Medicine	General Preventive Medicine	1960–1982
	Public Health	1949–1982
Psychiatry and Neurology	Hospice and Palliative Medicine	2008–2020
Radiology	Diagnostic and Medical Nuclear Physics	1976–1998
	Diagnostic Radiology with Special Competence in Nuclear Radiology	1973–1998
	General Radiology	1934–1989
	Nuclear Medicine	1955–1966
	Hospice and Palliative Medicine	2008–2020
	Radiologic Physics	1947–1997
	Radium Therapy	1934–1960
	Roentgenology	1934–1961
	Roentgen Ray and Gamma Ray Physics	1961–1975
	Therapeutic and Diagnostic Radiological Physics	1973–1997
	Therapeutic and Medical Nuclear Physics	1976–1992
	Therapeutic Roentgenology	1935–1954
	Vascular and Interventional Radiology	1994–2016
	X-Ray and Radium Physics	1947–1960
Surgery	Hospice and Palliative Medicine	2008–2020
	Surgery of the Hand	1989–2024

Footnotes to Table 1A and 1B *(continued)*

(10) The following certificates had a name change and were previously issued during the years indicated below.

American Board of	Current Certificate Name	Previous Certificate Name	Years Issued Under Previous Name
Allergy and Immunology	Clinical and Laboratory Immunology	Diagnostic and Laboratory Immunology	1986–1990
Anesthesiology	Pain Medicine	Pain Management	1993–2002
Family Medicine	Family Medicine	Family Practice	1970–2004
Internal Medicine	Clinical Cardiac Electrophysiology	Cardiac Electrophysiology	1989–1991
	Endocrinology, Diabetes and Metabolism	Endocrinology and Metabolism	1972–1989
Medical Genetics and Genomics	Clinical Cytogenetics and Genomics	Clinical Cytogenetics	1982–2015
	Clinical Genetics and Genomics, MD	Clinical Genetics, MD	1982–2015
	Clinical Molecular Genetics and Genomics	Clinical Molecular Genetics	1993–2015
Obstetrics and Gynecology	Urogynecology and Reconstructive Pelvic Surgery	Female Pelvic Medicine and Reconstructive Surgery	2013–2023
	Reproductive Endocrinology and Infertility	Reproductive Endocrinology	1973–2004
Otolaryngology – Head and Neck Surgery	Complex Pediatric Otolaryngology	Pediatric Otolaryngology	Never issued
	Neurotology	Otology/Neurotology	Never issued
	Otolaryngology – Head and Neck Surgery	Otolaryngology	1925–2017
Pathology	Blood Banking/Transfusion Medicine	Blood Banking	1973–1987
	Hematopathology	Pathology–Hematology	2006–2015
		Hematology	1955–2006
	Pathology–Anatomic	Anatomic Pathology	1936–2005
	Pathology–Anatomic/Pathology–Clinical	Anatomic Pathology and Clinical Pathology	1936–2005
	Pathology–Chemical	Chemical Pathology	1951–2006
	Pathology–Clinical	Clinical Pathology	1936–2005
	Pathology–Forensic	Forensic Pathology	1959–2006
	Pathology–Medical Microbiology	Medical Microbiology	1950–2006
	Pathology–Molecular Genetic	Molecular Genetic Pathology	2001–2006
	Pathology–Pediatric	Pediatric Pathology	1990–2006
Pediatrics	Clinical and Laboratory Immunology	Diagnostic Laboratory Immunology	1986–1990
Physical Medicine and Rehabilitation	Pain Medicine	Pain Management	2000–2002
Preventive Medicine	Occupational and Environmental Medicine	Occupational Medicine	1955–2023
	Public Health and General Preventive Medicine	General Preventive Medicine/ Public Health	1960–1982/1949–1982
	Undersea and Hyperbaric Medicine	Undersea Medicine	1989–1993
Psychiatry and Neurology	Child and Adolescent Psychiatry	Child Psychiatry	1959–1987
	Consultation–Liaison Psychiatry	Psychosomatic Medicine	2005–2018
	Pain Medicine	Pain Management	2000–2002
Radiology	Diagnostic Medical Physics	Diagnostic Radiological Physics	1974–2010
	Diagnostic Radiology	Diagnostic Roentgenology	1934–1969
	Nuclear Medical Physics	Medical Nuclear Physics	1949–2010
	Radiation Oncology	Therapeutic Radiology	1934–1986
	Therapeutic Medical Physics	Therapeutic Radiological Physics	1973–2010
Thoracic Surgery	Thoracic and Cardiac Surgery	Thoracic Surgery	1948–1970
Urology	Urogynecology and Reconstructive Pelvic Surgery	Female Pelvic Medicine and Reconstructive Surgery	2013–2023

Table 1C: Examination Administering Board for Certifications Offered by Multiple ABMS Member Boards

A number of subspecialty certificates are currently offered by multiple ABMS Member Boards. This table identifies which board administers the examination. Some subspecialty certificates are offered by Member Boards to physicians who possess an active specialty certificate from another Member Board. An X identifies the Administering Member Board. A dot identifies the Co-sponsoring Member Board.

American Board of	Adolescent Medicine	Brain Injury Medicine	Clinical Informatics	Critical Care Medicine ⁽¹⁾ (Anesthesiology)	Critical Care Medicine ⁽¹⁾ (Internal Medicine)	Dermatopathology	Geriatric Medicine	Health Care Administration, Leadership, and Management	Hospice and Palliative Medicine ⁽²⁾	Medical Toxicology	Molecular Genetic Pathology ⁽³⁾	Neurocritical Care	Neuromuscular Medicine	Pain Medicine	Pediatric Emergency Medicine	Sleep Medicine	Sports Medicine	Surgery of the Hand	Transplant Hepatology ⁽⁵⁾	Undersea and Hyperbaric Medicine	Urogynecology and Reconstructive Pelvic Surgery
Anesthesiology				X				•	•			•		X		•					
Dermatology						•															
Emergency Medicine				•	•			X	•	X		•		•	•		•			•	
Family Medicine	•						•	•	•					•		•	X				
Internal Medicine					X		X		X			•				X			X		
Medical Genetics and Genomics											•										
Neurological Surgery												•									
Obstetrics and Gynecology																					X
Orthopaedic Surgery																		X			
Otolaryngology – Head and Neck Surgery																•					
Pathology			•			X					X										
Pediatrics	X								•	•					X	•	•		•		
Physical Medicine and Rehabilitation		X											•	•			•				
Plastic Surgery																		•			
Preventive Medicine			X					•		•										X	
Psychiatry and Neurology		•										X	X	•		•					
Radiology														•							
Surgery																					
Urology																					•

(1) Multiple boards offer separate Critical Care Medicine certificates within various fields.

(2) As of 2020, the ABMS Member Boards of Obstetrics and Gynecology, Psychiatry and Neurology, Physical Medicine and Rehabilitation Radiology, and Surgery no longer are issuing certification in Hospice and Palliative Medicine. New certificates for the subspecialty will be issued through the American Board of Internal Medicine (ABIM). Existing certificates for the five boards no longer issuing the certificate are being transferred under the administration of the ABIM.

(3) This same certification is offered by the American Board of Pathology as Pathology-Molecular Genetic.

(4) As of 2025, the American Board of Surgery is no longer issuing certification in Surgery of the Hand. New certificates for the subspecialty will be issued through the American Board of Plastic Surgery (ABPS). Existing certificates for the American Board of Surgery are being transferred to the administration of the (ABPS)

(5) This same certification is offered by the American Board of Pediatrics as Pediatric Transplant Hepatology.

Table ID: Approved Focused Practice Designations by ABMS Member Board

The focused practice designation, approved by ABMS in March 2017, recognizes the value that physicians who focus some or all of their practice within a specific area of a specialty and/or subspecialty can provide to improve health care. It reflects an evolution of practice that occurs following initial certification and is relevant to continuing certification. For example, a physician may focus his or her practice on work in the hospital setting or concentrate on specific patient populations, conditions, and/or specialized procedures that emerge as medicine evolves.

[Focused practice designation](#) enables the ABMS Member Boards to set standards for, assess, and acknowledge additional expertise that physicians gain through clinical experience. [Contact the Member Board](#) to learn more.

Issuing Board: American Board of ⁽¹⁾	Focused Practice Designation	Active Certification Requirement	Year Approved by ABMS	First Issued	Duration Years (may be tied to duration of associated certificate)
Emergency Medicine	Advanced Emergency Medicine Ultrasonography	Emergency Medicine, Family Medicine, Internal Medicine	2018	2022	5
Neurological Surgery	Central Nervous System Endovascular Surgery	Neurological Surgery	2017	2020	10
	Neurological Critical Care	Neurological Surgery	2018	2021	10
	Pediatric Neurological Surgery	Neurological Surgery	2017	2018	10
Obstetrics and Gynecology	Minimally Invasive Gynecologic Surgery	Obstetrics and Gynecology	2019	2022	Continuing
	Pediatric and Adolescent Gynecology	Obstetrics and Gynecology	2017	2018	Continuing
Ophthalmology	Retina	Ophthalmology	2024	††	Continuing
Otolaryngology – Head and Neck Surgery ⁽²⁾	Adult Complex Thyroid/Parathyroid Surgery	Otolaryngology – Head and Neck Surgery	2022	2025	Continuing
Pathology	Clinical Chemistry	Pathology-Anatomic/Pathology-Clinical OR Pathology-Clinical	2017	2020	Continuing
	Clinical Microbiology	Pathology-Anatomic/Pathology-Clinical OR Pathology-Clinical	2017	2020	Continuing
Psychiatry and Neurology	Central Nervous System Endovascular Surgery	Neurology or Neurology with Special Qualification in Child Neurology	2018	2022	Continuing
Radiology	Central Nervous System Endovascular Surgery	Diagnostic Radiology OR Interventional and Diagnostic Radiology, and Neuroradiology	2018	2022	Continuing
Surgery ⁽²⁾	Adult Complex Thyroid/Parathyroid Surgery	Surgery	2022	2025	Continuing
	Metabolic Bariatric Surgery	Surgery	2019	2022	Continuing

†† Designation not yet issued.

(1) The American Board of Family Medicine stopped issuing new designations in the Focused Practice in Hospital Medicine in 2025.

(2) Diplomates may pursue the designation Adult Complex Thyroid/Parathyroid Surgery through either the American Board of Otolaryngology – Head and Neck Surgery or the American Board of Surgery.

Table 2A: New Specialty Certificates Issued by ABMS Member Boards 2015–2024

This table shows the comparative degree of activity in specialty certification and the change with time among specialties. The counts also can include certificates which are no longer issued or have been inactive during this time period. "A" indicates the year the certificate was approved by ABMS. See Table 1A for certificate issue date information. Footnotes can be found on page 17.

American Board of	2015	2016	2017	2018	2019	2020	2021	2022	2023	2024	10-Year Total
Allergy and Immunology	147	134	148	145	142	136	143	164	165	158	1,482
Anesthesiology	1,570	1,654	1,620	1,600	1,754	257	2,724	1,824	1,689	1,782	16,474
Colon and Rectal Surgery	80	99	86	90	97	0	201	107	120	108	988
Dermatology	432	434	498	523	540	533	544	555	553	540	5,152
Emergency Medicine	1,682	1,778	1,868	1,943	2,129	0	4,406	2,310	2,748	2,602	21,466
Family Medicine	3,506	3,599	3,567	3,885	3,805	3,898	4,259	4,339	4,456	4,450	39,766
Internal Medicine	7,776	7,857	8,154	8,773	9,003	9,058	8,854	9,461	9,750	10,241	88,927
Medical Genetics and Genomics	228	0	233	0	230	0	252	0	233	0	1,176
Clinical Biochemical Genetics	18	0	16	0	15	0	12	0	13	0	74
Clinical Cytogenetics and Genomics	36	0	39	0	20	0	4	0	0	0	99
Clinical Genetics and Genomics	85	0	78	0	104	0	98	0	104	0	469
Clinical Molecular Genetics and Genomics	89	0	100	0	71	0	9	0	1	0	270
Laboratory Genetics and Genomics	—	A	0	0	20	0	129	0	115	0	264
Neurological Surgery	151	149	145	224	214	186	246	211	183	178	1,888
Nuclear Medicine	63	43	49	44	62	53	53	60	60	50	537
Obstetrics and Gynecology	1,261	1,277	1,296	1,105	1,342	595	2,017	1,845	1,351	1,277	13,366
Ophthalmology	451	442	501	571	528	470	576	494	501	500	5,034
Orthopaedic Surgery	707	700	689	697	755	621	751	708	777	769	7,174
Otolaryngology – Head and Neck Surgery	309	289	292	293	313	0	638	331	333	0	2,798
Pathology	660	606	632	619	559	501	708	657	609	558	6,109
Pathology - Anatomic	107	86	85	89	68	80	121	106	79	81	902
Pathology - Clinical	48	36	50	44	40	25	54	52	54	50	453
Pathology - Anatomic/Pathology - Clinical	505	484	497	486	451	396	533	499	476	427	4,754
Pediatrics	3,180	2,891	3,498	3,544	3,212	3,130	3,129	3,166	3,326	3,712	32,788
Physical Medicine and Rehabilitation	348	376	451	411	459	354	422	395	448	439	4,103
Plastic Surgery	203	195	213	209	167	191	183	235	206	206	2,008

Table 2A: New Specialty Certificates Issued by ABMS Member Boards 2015–2024 *(continued)*

American Board of	2015	2016	2017	2018	2019	2020	2021	2022	2023	2024	10-Year Total
Preventive Medicine	198	198	205	177	216	218	222	205	183	174	1,996
Aerospace Medicine	19	21	31	23	22	35	26	21	19	25	242
Occupational and Environmental Medicine	—	—	—	—	—	—	—	—	A	62	62
Occupational Medicine	77	84	88	71	81	87	90	90	70	0	738
Public Health and General Preventive Medicine	102	93	86	83	113	96	106	94	94	87	954
Psychiatry and Neurology	2,282	2,242	2,253	2,320	2,470	2,422	2,787	2,809	3,067	3,144	25,796
Neurology	689	644	688	711	743	790	796	804	901	967	7,733
Neurology with Special Qualification in Child Neurology	103	133	118	131	132	128	147	136	157	153	1,338
Psychiatry	1,490	1,465	1,447	1,478	1,595	1,504	1,844	1,869	2,009	2,024	16,725
Radiology	1,494	1,712	4,421	1,877	1,886	6	3,479	1,830	1,808	1,723	20,236
Diagnostic Medical Physics	30	41	52	43	44	0	65	40	34	27	376
Diagnostic Radiology (I)	1,092	1,273	1,150	1,176	1,104	0	2,104	1,074	1,082	1,113	11,168
Interventional Radiology and Diagnostic Radiology	0	0	2,860	316	344	6	626	328	331	241	5,052
Nuclear Medical Physics	7	5	10	6	5	0	5	2	2	6	48
Radiation Oncology	154	196	194	170	199	0	391	218	198	205	1,925
Therapeutic Medical Physics	211	197	155	166	190	0	288	168	161	131	1,667
Surgery	1,182	1,492	1,207	1,069	1,661	806	1,857	1,582	1,550	1,528	13,934
Surgery	1,046	1,341	1,068	910	1,492	806	1,516	1,373	1,362	1,340	12,298
Vascular Surgery	136	151	139	159	169	0	341	165	188	188	1,636
Thoracic Surgery	86	101	109	102	117	0	224	133	135	139	1,146
Thoracic and Cardiac Surgery	86	101	109	102	117	0	224	133	135	139	1,146
Urology	240	291	277	285	305	314	293	326	331	341	3,003
TOTALS	28,236	28,559	32,412	30,506	31,966	23,749	38,971	33,747	34,582	34,619	317,347

(1) Due to the transition from the Diagnostic Radiology Oral Exam to the Certifying Exam, only those who took and passed the oral exam were certified in 2014. The first Diagnostic Radiology Certifying Exam was administered in October 2015.

Table 2B: New Subspecialty Certificates Issued by ABMS Member Boards 2015–2024

Examination of this table will show the comparative degree of activity in subspecialty certification and the change with time among subspecialties. The counts can also include certificates which are no longer issued or have been inactive during this time period. “A” indicates the year the certificate was approved by ABMS, but not yet issued. See Table 1B for certificate issue date information. Footnotes for this table can be found on page 22.

American Board of*	2015	2016	2017	2018	2019	2020	2021	2022	2023	2024	10-Year Total
Anesthesiology	872	797	686	692	658	293	925	661	1,692	1,091	8,367
Adult Cardiac Anesthesiology	—	—	—	—	—	—	A	0	1,123	461	1,584
Critical Care Medicine (*)	104	183	163	157	155	62	211	99	149	126	1,409
Health Care Administration, Leadership, and Management (*)	—	—	—	—	—	—	—	—	A	8	8
Hospice and Palliative Medicine (*)	0	8	0	11	0	10	1	12	0	4	46
Neurocritical Care	—	—	—	A	0	0	109	81	0	74	264
Pain Medicine (*)	247	280	274	255	270	154	332	304	230	255	2,601
Pediatric Anesthesiology	519	326	245	269	232	67	269	165	188	162	2,442
Sleep Medicine (*)	2	0	4	0	1	0	3	0	2	1	13
Dermatology	35	66	27	76	25	64	1,728	442	407	343	3,213
Dermatopathology (*)	35	25	27	21	25	29	26	30	30	33	281
Micrographic Dermatologic Surgery	—	—	—	A	0	0	1,677	399	357	287	2,720
Pediatric Dermatology	0	41	0	55	0	35	25	13	20	23	212
Emergency Medicine	326	191	305	165	337	157	392	298	379	417	2,967
Anesthesiology Critical Care Medicine (*)	9	17	11	16	11	17	24	31	30	31	197
Emergency Medical Services	227	0	195	0	222	0	179	3	194	3	1,023
Health Care Administration Leadership and Management (*)	—	—	—	—	—	—	—	—	A	0	0
Hospice and Palliative Medicine (*)	0	32	0	31	1	30	13	63	1	78	249
Internal Medicine - Critical Care Medicine (*)	28	40	34	26	36	26	45	46	54	79	414
Medical Toxicology (*)	0	55	0	49	0	59	1	80	1	79	324
Neurocritical Care (*)	—	—	—	A	0	0	42	20	0	53	115
Pain Medicine (*)	1	0	1	2	2	1	5	11	8	19	50
Pediatric Emergency Medicine (*)	30	0	27	0	35	0	34	0	33	0	159
Sports Medicine (*)	28	41	35	39	27	20	48	33	58	57	386
Undersea and Hyperbaric Medicine (*)	3	6	2	2	3	4	1	11	0	18	50

Table 2B: New Subspecialty Certificates Issued by ABMS Member Boards 2015–2024 *(continued)*

Footnotes for this table can be found on page 22.

American Board of*	2015	2016	2017	2018	2019	2020	2021	2022	2023	2024	10-Year Total
Family Medicine	277	351	277	367	314	369	334	460	397	564	3,710
Adolescent Medicine (*)	0	1	0	2	0	5	0	6	0	1	15
Geriatric Medicine (*)	111	85	90	84	90	74	87	93	113	95	922
Health Care Administration, Leadership, and Management (*)	—	—	—	—	—	—	—	—	A	59	59
Hospice and Palliative Medicine (*)	1	104	0	106	0	100	0	156	0	146	613
Pain Medicine (*)	1	0	1	2	4	2	3	2	3	1	19
Sleep Medicine (*)	21	0	31	0	35	0	37	0	53	27	204
Sports Medicine (*)	143	161	155	173	185	188	207	203	228	235	1,878
Internal Medicine	5,901	6,347	6,030	6,350	6,134	6,454	6,564	7,302	6,826	8,002	65,910
Adolescent Medicine (*)	0	8	0	2	0	4	0	2	0	2	18
Adult Congenital Heart Disease	195	0	113	0	147	0	29	0	25	0	509
Advanced Heart Failure and Transplant Cardiology	0	187	0	209	0	202	0	190	0	167	955
Cardiovascular Disease	929	896	934	980	933	932	988	1,035	1,074	1,112	9,813
Clinical Cardiac Electrophysiology	122	145	126	99	126	104	122	121	173	151	1,289
Critical Care Medicine (*)	525	740	682	745	678	733	775	818	815	900	7,411
Endocrinology, Diabetes and Metabolism	307	289	302	312	316	318	299	322	368	373	3,206
Gastroenterology	509	517	533	561	551	551	616	612	641	658	5,749
Geriatric Medicine (*)	144	143	196	152	219	160	177	203	185	182	1,761
Hematology (*)	397	497	492	463	512	488	512	521	561	555	4,999
Hospice and Palliative Medicine (*)	0	282	0	339	0	346	0	406	1	441	1,815
Infectious Disease	367	373	340	344	368	346	359	382	410	406	3,695
Interventional Cardiology	282	308	304	316	316	323	337	334	333	344	3,197
Medical Oncology	582	609	612	542	568	598	603	664	685	693	6,156
Nephrology	487	438	377	353	321	353	355	388	379	398	3,849
Neurocritical Care	—	—	—	—	—	—	264	204	0	330	798
Pulmonary Disease	641	597	628	597	628	653	705	739	720	757	6,665
Rheumatology	210	230	204	243	260	240	245	250	248	307	2,437
Sleep Medicine (*)	204	0	187	0	191	0	177	2	208	120	1,089
Transplant Hepatology	0	88	0	93	0	103	0	109	0	106	499
Medical Genetics and Genomics	16	0	14	1	26	0	33	0	31	1	122
Medical Biochemical Genetics	16	0	14	0	26	0	33	0	31	0	120
Molecular Genetic Pathology (*)	0	0	0	1	0	0	0	0	0	1	2

Table 2B: New Subspecialty Certificates Issued by ABMS Member Boards 2015–2024 *(continued)*

Footnotes for this table can be found on page 22.

American Board of*	2015	2016	2017	2018	2019	2020	2021	2022	2023	2024	10-Year Total
Obstetrics and Gynecology	346	207	260	265	274	1	460	553	422	334	3,122
Complex Family Planning	—	—	—	A	0	0	0	247	104	25	376
Critical Care Medicine (*)	2	3	2	0	3	1	1	1	1	0	14
Gynecologic Oncology	59	54	56	46	70	0	109	59	56	72	581
Maternal-Fetal Medicine	100	83	119	123	109	0	189	124	128	127	1,102
Reproductive Endocrinology and Infertility	61	38	48	59	50	0	77	72	66	63	534
Urogynecology and Reconstructive Pelvic Surgery	124	29	35	37	42	0	84	50	67	47	515
Orthopaedic Surgery	166	199	153	180	187	213	181	160	156	166	1,761
Orthopaedic Sports Medicine	87	100	92	76	83	85	58	62	65	61	769
Surgery of the Hand (*)	79	99	61	104	104	128	123	98	91	105	992
Otolaryngology – Head and Neck Surgery	0	30	0	40	0	0	206	39	2	93	412
Complex Pediatric Otolaryngology	0	0	0	0	0	0	180	2	2	49	234
Neurotology	0	23	0	31	0	0	24	36	0	34	148
Sleep Medicine (*)	0	7	0	9	0	1	2	1	0	10	30
Pathology	547	578	516	567	523	452	477	476	540	482	5,158
Blood Banking/Transfusion Medicine	54	57	49	49	47	39	39	29	57	49	469
Clinical Informatics (*)	17	25	16	16	18	17	27	24	17	25	202
Cytopathology	142	144	141	142	137	103	109	115	116	87	1,236
Dermatopathology (*)	36	56	43	52	45	34	41	43	46	40	435
Hematopathology (I)	A	142	124	140	119	116	108	110	133	129	1,121
Neuropathology	30	19	31	26	22	25	28	23	26	30	260
Pathology–Chemical	2	2	1	2	1	2	0	0	0	0	10
Pathology–Forensic	43	48	41	49	38	47	38	53	55	58	470
Pathology–Hematology (*)	133	0	0	0	0	0	0	0	0	0	133
Pathology–Medical Microbiology	11	7	9	12	14	6	18	10	11	6	104
Pathology–Molecular Genetic (*)	53	57	45	59	59	47	49	51	59	44	523
Pathology–Pediatric	26	21	16	20	23	16	20	18	21	14	195
Pediatrics	1,066	1,338	1,204	1,385	2,510	1,356	1,254	2,912	1,311	2,543	16,879
Adolescent Medicine (*)	0	42	0	45	0	44	0	55	0	51	237
Child Abuse Pediatrics	28	0	23	0	0	19	0	31	0	31	132
Developmental-Behavioral Pediatrics	55	0	68	0	61	0	60	0	79	0	323
Hospice and Palliative Medicine (*)	0	43	0	69	0	65	0	67	0	85	329
Medical Toxicology (*)	0	2	0	4	0	1	0	2	0	1	10
Neonatal-Perinatal Medicine	0	478	0	472	0	390	0	601	0	504	2,445
Pediatric Cardiology	0	271	0	281	0	294	0	324	0	286	1,456
Pediatric Critical Care Medicine	0	316	0	282	0	363	0	351	0	380	1,692
Pediatric Emergency Medicine (*)	196	0	286	0	295	0	339	0	331	0	1,447
Pediatric Endocrinology	146	0	155	0	142	0	140	0	151	0	734
Pediatric Gastroenterology	180	0	195	0	202	0	186	0	210	0	973

Table 2B: New Subspecialty Certificates Issued by ABMS Member Boards 2015–2024 *(continued)*

Footnotes for this table can be found on page 22.

American Board of*		2015	2016	2017	2018	2019	2020	2021	2022	2023	2024	10-Year Total
Pediatrics <i>continued</i>	Pediatric Hematology-Oncology	247	0	261	0	334	0	297	0	312	0	1,451
	Pediatric Hospital Medicine	—	A	0	0	1,267	0	0	1,275	0	954	3,496
	Pediatric Infectious Diseases	121	0	114	0	86	0	123	0	102	0	546
	Pediatric Nephrology	0	64	0	78	0	50	0	75	0	77	344
	Pediatric Pulmonology	0	98	0	117	0	82	0	85	0	118	500
	Pediatric Rheumatology	43	0	50	0	53	0	50	0	66	0	262
	Pediatric Transplant Hepatology (*)	0	11	0	23	0	19	0	23	0	17	93
	Sleep Medicine (*)	23	0	39	0	40	0	40	0	34	17	193
	Sports Medicine (*)	27	13	13	14	30	29	19	23	26	22	216
Physical Medicine and Rehabilitation		122	306	148	290	152	273	195	370	192	256	2,304
	Brain Injury Medicine (*)	0	150	0	119	0	126	0	172	0	42	609
	Hospice and Palliative Medicine (*)	0	7	0	6	0	10	0	0	0	0	23
	Neuromuscular Medicine (*)	0	1	0	7	0	2	0	6	0	7	23
	Pain Medicine (*)	59	70	75	73	64	66	89	79	93	104	772
	Pediatric Rehabilitation Medicine	18	15	16	14	23	14	30	24	24	24	202
	Spinal Cord Injury Medicine	16	21	13	21	17	18	23	24	19	28	200
	Sports Medicine (*)	29	42	44	50	48	37	53	65	56	51	475
Plastic Surgery		23	35	17	35	25	27	38	29	29	40	298
	Surgery of the Hand (*)	23	35	17	35	25	27	38	29	29	40	298
Preventive Medicine		312	309	401	1,395	794	826	965	919	712	608	7,241
	Addiction Medicine	A	0	0	1,230	628	673	748	637	498	409	4,823
	Clinical Informatics (*)	304	303	397	158	164	147	211	282	202	197	2,365
	Health Care Administration, Leadership, and Management (*)	---	---	---	---	---	---	---	---	A	2	2
	Medical Toxicology (*)	0	0	0	0	0	0	2	0	0	0	2
	Undersea and Hyperbaric Medicine (*)	8	6	4	7	2	6	4	0	12	0	49
Psychiatry and Neurology		1,189	1,522	1,346	1,310	1,059	1,204	1,354	1,653	1,061	1,839	13,537
	Addiction Psychiatry	0	166	0	150	0	141	0	159	0	162	778
	Brain Injury Medicine (*)	0	47	0	62	0	44	0	77	0	3	233
	Child and Adolescent Psychiatry	522	426	428	407	444	395	432	469	474	469	4,466
	Clinical Neurophysiology	269	0	210	0	226	0	209	0	202	0	1,116
	Consultation-Liaison Psychiatry	140	—	139	0	143	0	160	0	178	0	760
	Epilepsy	0	477	345	291	0	198	0	276	0	278	1,865
	Forensic Psychiatry	130	0	132	0	145	0	143	0	139	0	689
	Geriatric Psychiatry	0	136	0	92	0	81	0	116	0	97	522

Table 2B: New Subspecialty Certificates Issued by ABMS Member Boards 2015–2024 *(continued)*

American Board of*		2015	2016	2017	2018	2019	2020	2021	2022	2023	2024	10-Year Total
Psychiatry and Neurology <i>continued</i>	Neurocritical Care (*)	—	—	—	A	0	0	332	151	0	303	786
	Neurodevelopmental Disabilities (*)	5	0	5	0	9	0	11	0	4	0	34
	Neuromuscular Medicine (*)	0	80	0	87	0	110	0	98	0	129	504
	Pain Medicine (*)	19	15	9	12	18	12	20	12	12	10	139
	Sleep Medicine (*)	104	0	78	0	74	0	47	0	52	28	383
	Vascular Neurology	0	175	0	209	0	223	0	295	0	360	1,262
Radiology		364	394	272	310	228	1	351	352	273	234	2,779
	Neuroradiology	170	149	192	251	158	0	265	270	195	187	1,837
	Nuclear Radiology	10	2	5	6	4	0	15	18	16	12	88
	Pain Medicine (*)	A	1	1	0	0	1	0	0	0	1	4
	Pediatric Radiology	81	65	74	53	66	0	71	64	62	34	570
	Vascular and Interventional Radiology (2)	103	177	0	0	0	0	0	0	0	0	280
Surgery		311	344	335	354	355	130	600	475	444	487	3,835
	Complex General Surgical Oncology	56	51	44	51	49	56	45	81	61	55	549
	Pediatric Surgery	48	47	45	48	39	47	44	54	43	51	466
	Surgery of the Hand (*)	11	11	9	5	4	1	6	4	2	9	62
	Surgical Critical Care	196	235	237	250	263	26	505	336	331	372	2,758
Thoracic Surgery		6	19	9	8	11	1	18	11	13	1	97
	Congenital Cardiac Surgery	6	19	9	8	11	1	18	11	13	1	97
Urology		94	30	26	29	33	48	27	23	40	27	377
	Pediatric Urology	24	27	15	20	24	34	19	15	26	15	219
	Urogynecology and Reconstructive Pelvic Surgery	70	3	11	9	9	14	8	8	14	12	158
TOTALS		11,973	13,063	12,026	13,819	13,645	11,870	16,102	17,136	14,927	17,528	142,089

(*) Two or more ABMS Member Boards may offer similar subspecialty certificates using the same or similar title and equivalent standards. See Table 1C for administering board information.

(1) The American Board of Pathology changed the name of the certificate Pathology-Hematology to Hematopathology in 2015. Counts for both certificates are shown to account for the change.

(2) Certificate no longer issued. Replaced by Interventional Radiology and Diagnostic Radiology primary certificate in 2017.

Table 2C: ABMS Board Certified Diplomates by Member Board and Location

Numbers in this table provide a count of ABMS Member Board certified physicians with an active specialty or subspecialty certificate by location recorded in the ABMS database as of June 30, 2024. Physicians may hold certification in more than one specialty or subspecialty and may be certified by more than one Member Board. The numbers are distinct counts. A physician is counted once per Member Board and once in the grand total. These numbers include certificate holders who are retired and excludes physicians who are known to be deceased. Footnotes are found on page 42.

American Board of	Certificate (Specialty certificates on the left. Subspecialty certificates on the right.)	AK	AL	AR	AZ	CA	CO	CT	DC	DE	FL	GA	HI	IA	ID	IL
State Total		2,136	11,285	6,255	17,975	121,988	18,775	14,904	4,507	2,706	59,956	26,732	4,955	7,044	3,823	38,958
Allergy and Immunology	Diplomate Total	9	52	44	98	794	146	105	48	16	307	148	30	46	16	283
	Allergy and Immunology	9	52	44	98	794	146	105	48	16	307	148	30	46	16	283
	Diagnostic Laboratory Immunology	0	0	0	0	7	1	1	2	0	2	2	0	0	0	1
Anesthesiology	Diplomate Total	155	670	378	1,520	8,117	1,453	901	182	135	3,981	1,534	289	434	195	2,368
	Anesthesiology	154	667	377	1,510	8,084	1,448	900	182	134	3,959	1,526	289	433	193	2,355
	Adult Cardiac Anesthesiology	0	23	3	22	187	27	27	3	2	90	42	2	12	3	57
	Critical Care Medicine	2	40	11	44	421	50	45	12	4	171	71	14	24	1	103
	Hospice and Palliative Medicine	0	2	0	2	10	3	0	0	0	8	3	0	2	0	7
	Neurocritical Care	0	8	2	10	26	4	3	0	1	21	3	1	0	1	8
	Pain Medicine	21	52	34	158	652	82	71	15	14	427	212	14	42	31	269
	Pediatric Anesthesiology	10	25	41	68	567	114	45	32	13	251	104	23	25	10	192
	Sleep Medicine	0	0	0	1	2	0	1	0	0	3	0	0	0	1	0
Colon and Rectal Surgery	Diplomate Total	5	31	13	56	284	28	51	7	8	189	77	7	17	7	108
	Colon and Rectal Surgery	5	31	13	56	284	28	51	7	8	189	77	7	17	7	108
Dermatology	Diplomate Total	15	169	91	308	2,321	318	245	66	25	1,175	390	88	94	63	567
	Dermatology	15	168	91	308	2,319	318	245	66	25	1,174	390	88	94	63	567
	Clinical and Laboratory Dermatological Immunology	0	0	1	0	3	0	0	0	0	3	1	0	0	0	0
	Dermatological Immunology/Diagnostic and Laboratory Immunology	0	1	0	0	1	1	2	1	1	4	4	0	1	0	3
	Dermatopathology	1	11	3	26	176	27	22	4	1	80	29	3	5	4	37
	Micrographic Dermatologic Surgery	1	34	28	83	371	65	19	5	3	304	84	14	23	21	88
	Pediatric Dermatology	1	0	3	7	77	11	8	4	0	14	5	3	2	1	26
Emergency Medicine	Diplomate Total	175	386	243	1,007	6,258	1,260	589	220	112	2,984	1,254	341	224	278	1,837
	Emergency Medicine	174	379	241	1,000	6,198	1,248	583	218	110	2,954	1,241	338	223	276	1,814
	Anesthesiology Critical Care Medicine	1	2	0	2	37	3	1	2	0	20	10	0	2	0	8
	Emergency Medical Services	5	15	4	21	95	40	15	7	2	61	33	7	4	6	27
	Hospice and Palliative Medicine	1	2	1	8	50	10	1	5	1	11	9	2	1	1	13
	Internal Medicine – Critical Care Medicine	0	2	3	12	48	5	3	11	0	20	9	3	1	0	12
	Medical Toxicology	0	3	3	29	77	23	12	2	1	21	19	3	5	1	27
	Neurocritical Care	0	1	0	7	10	0	2	2	0	9	1	1	1	0	1
	Pain Medicine	0	0	0	0	11	1	1	0	0	7	1	0	0	0	1
	Pediatric Emergency Medicine	0	1	2	5	70	7	3	3	0	36	10	0	0	1	5
	Sports Medicine	0	7	2	13	83	15	6	4	2	38	10	4	3	4	27
	Undersea and Hyperbaric Medicine	0	3	1	3	25	1	1	0	0	10	3	0	0	2	0
Family Medicine	Diplomate Total	484	1,357	1,035	1,874	13,264	2,626	651	189	321	5,824	2,816	572	1,402	846	4,080
	Family Medicine	484	1,357	1,035	1,874	13,264	2,626	651	189	321	5,824	2,816	572	1,402	846	4,080
	Adolescent Medicine	0	1	1	0	12	2	1	0	0	2	2	1	0	0	1
	Geriatric Medicine	3	13	20	42	278	32	20	5	9	145	52	28	25	9	82
	Hospice and Palliative Medicine	5	14	8	28	226	50	12	5	7	71	44	8	15	14	37
	Pain Medicine	0	0	0	2	5	0	0	0	0	2	1	1	0	0	0
	Sleep Medicine	2	6	1	5	28	5	5	1	1	13	5	1	1	2	10
	Sports Medicine	4	42	12	52	377	97	15	6	9	183	73	23	20	36	129

Table 2C: ABMS Board Certified Diplomates by Member Board and Location *(continued)*

American Board of	Certificate <i>(Specialty certificates on the left. Subspecialty certificates on the right.)</i>	AK	AL	AR	AZ	CA	CO	CT	DC	DE	FL	GA	HI	IA	ID	IL
Internal Medicine	Diplomate Total	324	3,000	1,318	4,792	32,432	4,140	4,815	1,089	724	17,367	7,590	1,214	1,499	697	11,496
	Internal Medicine	279	2,533	1,090	3,834	27,782	3,297	4,113	973	619	14,306	6,221	1,067	1,264	573	9,751
	Adolescent Medicine	0	0	1	1	7	0	0	1	0	0	2	0	0	0	3
	Adult Congenital Heart Disease	0	1	2	8	64	9	9	3	1	29	7	4	3	1	19
	Advanced Heart Failure and Transplant Cardiology	2	12	6	21	144	17	35	6	2	85	51	5	12	2	76
	Allergy and Immunology	0	0	0	0	2	2	1	0	0	1	0	1	0	0	0
	Cardiovascular Disease	48	372	183	565	3,112	423	557	93	67	2,137	841	100	210	95	1,237
	Clinical and Laboratory Immunology	0	0	0	0	0	1	0	1	0	0	0	0	0	0	1
	Clinical Cardiac Electrophysiology	4	40	19	63	277	64	49	7	5	222	89	8	34	11	145
	Critical Care Medicine	21	155	71	270	1,650	298	255	52	27	1,022	438	62	90	47	606
	Diagnostic Laboratory Immunology	0	0	0	1	5	3	0	1	0	4	0	0	1	0	4
	Endocrinology, Diabetes and Metabolism	5	66	38	113	1,011	127	171	32	26	489	214	31	48	10	362
	Gastroenterology	15	190	87	341	2,034	274	310	57	32	1,210	469	70	89	52	753
	Geriatric Medicine	3	33	25	66	552	77	113	14	11	288	91	58	17	11	169
	Hematology	14	123	64	171	1,214	143	168	52	23	693	273	32	60	25	449
	Hospice and Palliative Medicine	6	44	30	81	698	81	57	18	13	279	128	35	17	5	115
	Infectious Disease	9	105	42	147	1,099	167	190	88	33	636	338	43	58	17	414
	Interventional Cardiology	12	116	72	195	653	93	90	14	11	548	224	21	60	28	306
	Medical Oncology	24	161	85	278	1,855	246	253	90	30	1,044	413	49	95	41	640
	Nephrology	10	162	66	251	1,420	160	178	31	41	753	422	50	68	33	528
	Neurocritical Care	0	4	6	29	104	28	9	3	1	77	24	1	1	6	32
	Pulmonary Disease	20	204	96	326	2,069	368	318	54	38	1,158	480	61	107	56	698
	Rheumatology	8	81	41	96	817	107	109	26	21	362	156	21	45	14	297
	Sleep Medicine	4	40	17	73	353	52	68	6	10	251	129	14	22	15	155
	Transplant Hepatology	0	5	4	28	102	15	22	5	0	58	23	2	2	0	44
Medical Genetics and Genomics	Diplomate Total	0	25	8	36	380	45	54	26	7	92	61	12	16	3	71
	Clinical Biochemical Genetics	0	1	1	1	37	9	6	5	0	9	5	1	1	0	7
	Clinical Biochemical/Molecular Genetics	0	0	0	0	5	0	0	0	0	4	1	0	0	0	1
	Clinical Cytogenetics and Genomics	0	6	1	16	89	8	18	1	0	16	15	2	4	0	22
	Clinical Genetics and Genomics	0	15	7	12	232	27	25	22	7	60	24	10	12	3	43
	Clinical Molecular Genetics and Genomics	0	2	0	10	92	11	16	1	2	15	21	1	1	0	12
	Laboratory Genetics and Genomics	0	3	0	4	26	4	6	0	0	8	6	0	2	0	6
	PhD Medical Genetics	0	3	0	5	12	1	1	2	0	7	2	1	1	0	2
	Medical Biochemical Genetics	0	2	3	2	12	3	1	1	0	11	4	0	0	2	3
	Molecular Genetic Pathology	0	0	0	0	1	0	0	0	0	0	0	0	0	0	0
Neurological Surgery	Diplomate Total	11	95	74	126	777	129	111	42	15	467	197	27	39	31	262
	Neurological Surgery	11	95	74	126	777	129	111	42	15	467	197	27	39	31	262
Nuclear Medicine	Diplomate Total	4	43	29	70	635	37	63	22	13	300	80	20	24	5	171
	Nuclear Medicine	4	43	29	70	635	37	63	22	13	300	80	20	24	5	171
Obstetrics and Gynecology	Diplomate Total	117	627	308	898	6,372	1,000	824	237	136	3,137	1,654	304	326	205	2,066
	Obstetrics and Gynecology	117	627	308	898	6,372	1,000	824	237	136	3,137	1,654	304	326	205	2,066
	Complex Family Planning	0	1	0	5	77	9	5	6	0	8	8	5	1	0	22
	Critical Care Medicine	0	0	0	1	2	1	1	2	0	2	1	0	0	0	0
	Gynecologic Oncology	2	18	9	24	176	26	29	6	1	112	41	9	8	4	68
	Maternal-Fetal Medicine	3	23	5	55	382	60	63	17	11	158	69	20	10	10	110
	Reproductive Endocrinology and Infertility	0	18	3	22	259	25	35	11	3	95	44	8	8	5	64
	Urogynecology and Reconstructive Pelvic Surgery	2	17	5	26	185	22	21	4	1	96	41	8	7	1	52

Table 2C: ABMS Board Certified Diplomates by Member Board and Location *(continued)*

American Board of	Certificate (Specialty certificates on the left. Subspecialty certificates on the right.)	AK	AL	AR	AZ	CA	CO	CT	DC	DE	FL	GA	HI	IA	ID	IL	
Ophthalmology	Diplomate Total	45	285	175	385	3,269	446	358	118	66	1,595	607	127	205	93	941	
	Ophthalmology	45	285	175	385	3,269	446	358	118	66	1,595	607	127	205	93	941	
Orthopaedic Surgery	Diplomate Total	102	414	225	579	3,619	680	488	115	88	1,815	884	142	242	195	1,127	
	Orthopaedic Surgery	102	414	225	579	3,619	680	488	115	88	1,815	884	142	242	195	1,127	
	Orthopaedic Sports Medicine	5	45	12	41	311	66	37	11	7	142	81	12	27	23	103	
	Surgery of the Hand	8	21	14	45	238	54	41	9	7	117	71	12	21	8	119	
Otolaryngology – Head and Neck Surgery	Diplomate Total	49	242	124	225	1,945	292	214	80	43	915	451	56	142	61	565	
	Otolaryngology – Head and Neck Surgery	49	242	124	225	1,945	292	214	80	43	915	451	56	142	61	565	
	Complex Pediatric Otolaryngology	0	1	2	6	23	6	7	5	4	8	7	1	2	0	10	
	Neurotology	0	5	3	10	57	11	5	2	1	24	9	1	5	1	7	
	Sleep Medicine	0	3	4	4	17	6	2	0	0	15	20	0	3	0	5	
Pathology	Diplomate Total	42	374	250	497	3,314	456	493	153	66	1,766	685	124	273	75	1,305	
	Pathology – Anatomic	2	58	43	89	699	77	115	59	10	385	111	16	36	12	259	
	Pathology – Anatomic/Pathology – Clinical	40	293	196	386	2,411	364	332	77	52	1,321	533	101	221	60	981	
	Pathology – Clinical	0	34	13	34	319	36	55	18	2	144	43	10	22	10	120	
	Blood Banking/Transfusion Medicine	1	19	12	21	150	29	27	16	3	75	34	7	7	4	59	
	Clinical Informatics	0	1	2	1	25	6	6	2	0	11	6	1	1	0	6	
	Cytopathology	5	38	26	55	444	57	89	10	16	297	99	15	42	9	208	
	Dermatopathology	0	42	13	35	208	34	33	8	2	171	52	6	6	9	59	
	Hematopathology	5	38	31	69	360	55	55	11	5	198	72	15	31	9	146	
	Immunopathology	0	2	1	2	24	2	2	1	0	10	1	0	0	0	7	
	Neuropathology	0	10	8	13	105	7	15	6	1	41	15	2	7	2	38	
	Pathology – Chemical	1	1	1	2	8	4	2	0	0	9	0	0	0	1	4	
	Pathology – Forensic	6	23	9	36	194	35	15	13	10	138	38	11	16	6	49	
	Pathology – Hematology	0	6	5	4	33	4	2	0	1	16	7	1	3	3	15	
	Pathology – Medical Microbiology	0	3	0	5	26	8	7	3	2	12	10	2	3	0	14	
	Pathology – Molecular Genetic	0	7	8	15	91	13	17	6	0	34	13	0	9	0	35	
	Pathology – Pediatric	1	9	7	5	49	20	6	3	1	29	11	3	1	1	20	
	Radioisotopic Pathology	0	0	3	3	22	1	5	0	0	16	3	0	0	0	12	
	Pediatrics	Diplomate Total	236	1,321	772	1,912	13,998	2,132	1,662	859	474	6,135	3,096	609	722	321	4,594
		Pediatrics	228	1,282	740	1,828	13,314	1,994	1,585	799	444	5,825	2,941	596	682	300	4,407
Adolescent Medicine		0	2	1	6	73	16	9	8	4	22	7	6	3	1	23	
Allergy and Immunology		0	0	1	4	21	4	3	0	0	8	4	0	0	0	5	
Child Abuse Pediatrics		1	3	3	5	39	7	8	4	2	20	4	2	1	2	19	
Clinical and Laboratory Immunology		0	0	0	0	2	0	0	0	0	1	0	0	0	0	0	
Developmental-Behavioral Pediatrics		4	9	7	11	111	17	14	5	1	19	8	6	4	2	32	
Hospice and Palliative Medicine		2	3	4	11	50	7	5	0	4	27	16	2	7	1	18	
Medical Toxicology		0	0	1	3	1	2	1	0	1	0	1	0	0	0	0	
Neonatal-Perinatal Medicine		10	80	53	92	912	118	108	54	30	413	180	36	53	26	336	
Pediatric Cardiology		4	26	28	55	441	67	39	52	21	230	103	12	26	7	166	
Pediatric Critical Care Medicine		7	37	24	67	387	65	31	30	17	215	77	11	26	12	154	
Pediatric Emergency Medicine		0	42	32	62	240	101	71	48	19	238	122	18	14	0	88	
Pediatric Endocrinology		3	21	13	38	240	41	36	12	9	118	34	5	14	3	69	
Pediatric Gastroenterology		3	22	10	38	224	48	27	13	9	109	45	5	19	7	57	
Pediatric Hematology-Oncology		5	35	17	54	439	80	40	51	12	158	111	16	27	8	124	
Pediatric Hospital Medicine		19	34	17	88	460	58	36	36	26	154	74	26	29	11	184	

Table 2C: ABMS Board Certified Diplomates by Member Board and Location *(continued)*

American Board of	Certificate <i>(Specialty certificates on the left. Subspecialty certificates on the right.)</i>	AK	AL	AR	AZ	CA	CO	CT	DC	DE	FL	GA	HI	IA	ID	IL
Pediatrics <i>Continued</i>	Pediatric Infectious Diseases	0	18	11	15	161	27	17	12	6	62	53	6	3	5	52
	Pediatric Nephrology	1	9	7	16	119	10	20	11	5	55	21	4	11	2	48
	Pediatric Pulmonology	2	18	11	26	122	32	19	13	7	71	35	3	11	1	39
	Pediatric Rheumatology	0	7	2	4	58	9	7	7	5	25	10	3	6	1	17
	Pediatric Transplant Hepatology	0	1	1	0	20	7	3	1	1	4	8	0	1	0	9
	Sleep Medicine	1	8	1	7	40	6	6	4	4	16	7	1	3	0	8
	Sports Medicine	0	3	2	10	37	15	1	0	1	13	12	4	6	0	17
Physical Medicine and Rehabilitation	Diplomate Total	14	106	63	214	1,486	293	143	49	41	808	311	66	65	57	500
	Physical Medicine and Rehabilitation	13	106	62	213	1,480	289	143	49	41	802	309	64	65	57	497
	Brain Injury Medicine	0	6	3	10	97	20	7	3	3	43	24	1	1	5	29
	Neuromuscular Medicine	0	0	0	0	11	4	1	0	0	1	1	0	0	0	2
	Pain Medicine	1	10	6	34	286	45	23	6	6	168	61	12	5	5	47
	Pediatric Rehabilitation Medicine	0	5	1	2	32	17	2	4	4	14	8	1	3	2	14
	Spinal Cord Injury Medicine	0	3	1	4	55	21	4	1	0	30	5	1	3	2	26
Plastic Surgery	Sports Medicine	1	10	3	8	84	23	12	4	2	50	18	5	5	4	34
	Diplomate Total	13	84	36	214	1,329	159	124	40	23	763	247	36	44	33	303
	Plastic Surgery	13	84	36	214	1,329	159	124	40	23	762	247	36	44	33	303
Preventive Medicine	Surgery of the Hand	0	3	1	20	104	15	12	0	0	40	12	0	4	3	26
	Diplomate Total	56	155	61	297	2,280	410	245	114	45	715	536	112	85	59	454
	Aerospace Medicine	10	43	4	25	78	44	6	12	1	111	30	10	5	7	22
	Occupational Medicine	11	48	10	68	520	117	68	28	15	185	96	25	32	22	132
	Public Health and General Preventive Medicine	18	26	8	59	579	110	39	50	10	137	282	43	12	8	73
	Addiction Medicine	18	41	20	115	735	111	95	14	16	215	85	25	23	21	157
	Clinical Informatics	3	15	14	50	451	69	45	18	5	106	58	15	13	5	88
Psychiatry and Neurology	Medical Toxicology	0	1	0	0	7	0	0	0	1	1	0	0	0	0	0
	Undersea and Hyperbaric Medicine	0	3	6	4	27	1	5	0	0	31	13	2	1	0	5
	Diplomate Total	139	710	402	1,329	11,090	1,506	1,689	633	181	4,037	1,805	443	458	211	3,021
	Neurology	26	248	93	406	2,604	382	382	110	51	1,360	539	72	124	58	904
	Neurology with Special Qualification in Child Neurology	1	30	16	57	388	61	32	46	12	133	69	11	22	5	118
	Psychiatry	109	427	290	861	8,071	1,052	1,268	475	116	2,528	1,189	359	311	149	1,977
	Addiction Psychiatry	2	7	3	23	188	36	69	7	3	75	43	8	6	1	48
Psychiatry and Neurology	Brain Injury Medicine	1	2	0	9	39	5	7	2	1	23	5	0	0	0	8
	Child and Adolescent Psychiatry	24	92	44	133	1,343	210	228	81	15	422	222	90	58	27	330
	Child Psychiatry	1	8	3	13	188	27	36	17	6	54	15	13	6	0	54
	Clinical Neurophysiology	4	26	10	49	259	22	28	14	7	134	69	5	15	6	122
	Consultation-Liaison Psychiatry	1	5	8	21	155	22	39	15	5	62	23	4	9	6	37
	Epilepsy	1	33	14	42	240	53	41	20	9	121	37	4	12	3	97
	Forensic Psychiatry	1	9	14	18	227	45	46	14	2	90	45	6	1	3	48
Psychiatry and Neurology	Geriatric Psychiatry	2	10	13	30	191	12	46	6	3	101	32	13	6	4	36
	Neurocritical Care	0	8	4	14	94	11	20	3	3	45	28	5	1	3	46
	Neurodevelopmental Disabilities	0	1	0	4	8	5	2	2	1	9	4	1	0	0	11
	Neuromuscular Medicine	1	6	2	25	108	24	25	4	1	49	9	1	8	3	43
	Pain Medicine	0	1	1	5	39	2	5	1	0	41	3	3	1	0	6
	Sleep Medicine	5	10	9	16	102	19	8	8	3	59	28	0	13	5	75
	Vascular Neurology	2	28	8	38	241	33	58	11	7	128	54	8	13	6	94

Table 2C: ABMS Board Certified Diplomates by Member Board and Location *(continued)*

American Board of	Certificate <i>(Specialty certificates on the left. Subspecialty certificates on the right.)</i>	AK	AL	AR	AZ	CA	CO	CT	DC	DE	FL	GA	HI	IA	ID	IL
Radiology	Diplomate Total	86	675	391	1,048	6,247	878	811	235	132	3,309	1,380	257	424	198	2,236
	Diagnostic Medical Physics	1	16	2	16	80	26	19	5	0	35	36	4	4	2	38
	Diagnostic Radiology	69	517	300	769	4,736	636	608	173	103	2,407	1,019	213	322	144	1,612
	Interventional Radiology and Diagnostic Radiology	1	22	31	76	440	84	68	17	6	251	91	11	17	15	185
	Medical Physics	1	1	0	0	19	1	3	2	0	4	3	0	0	0	5
	Nuclear Medical Physics	0	7	0	2	19	12	4	3	0	13	7	0	2	1	10
	Radiation Oncology	11	80	32	111	666	77	72	27	13	392	140	20	48	22	224
	Therapeutic Medical Physics	3	43	27	84	333	58	48	13	10	231	94	10	35	16	187
	Neuroradiology	3	32	22	71	434	70	60	20	9	234	99	30	25	16	161
	Nuclear Radiology	1	2	3	13	88	14	20	1	3	63	17	3	1	0	32
	Pain Medicine	0	0	0	0	1	0	0	0	0	0	0	0	0	0	0
	Pediatric Radiology	0	9	8	22	110	31	12	10	1	71	34	5	8	1	44
Surgery	Diplomate Total	107	613	320	872	4,695	787	670	162	130	2,942	1,334	211	355	193	1,579
	Surgery	102	590	313	819	4,462	752	613	151	123	2,765	1,231	196	338	184	1,508
	Vascular Surgery	5	45	13	75	442	56	72	13	11	291	157	23	22	17	138
	Complex General Surgical Oncology	0	7	1	11	71	10	5	5	1	34	20	3	4	1	14
	Pediatric Surgery	3	16	10	30	116	19	18	12	7	87	35	6	5	7	49
	Surgery of the Hand	1	0	2	6	17	2	3	1	1	14	6	0	6	0	8
	Surgical Critical Care	4	54	23	117	471	122	98	21	12	341	147	23	27	21	171
Thoracic Surgery	Diplomate Total	5	77	50	115	636	81	76	19	11	403	149	23	45	19	223
	Thoracic and Cardiac Surgery	4	63	45	97	522	68	67	16	9	338	135	14	37	15	193
	Thoracic Surgery	1	14	5	18	119	14	9	3	2	68	14	9	8	4	32
	Congenital Cardiac Surgery	0	3	0	7	26	6	2	0	0	15	8	0	3	0	8
Urology	Diplomate Total	25	177	86	247	1,366	215	160	45	38	930	337	53	88	63	414
	Urology	25	177	86	247	1,366	215	160	45	38	930	337	53	88	63	414
	Pediatric Urology	1	3	3	11	44	7	6	8	2	32	11	4	2	2	14
	Urogynecology and Reconstructive Pelvic Surgery	0	5	0	7	58	5	6	3	1	27	6	1	2	1	6

Table 2C: ABMS Board Certified Diplomates by Member Board and Location *(continued)*

American Board of	Certificate <i>(Specialty certificates on the left. Subspecialty certificates on the right.)</i>	IN	KS	KY	LA	MA	MD	ME	MI	MN	MO	MS	MT	NC	ND	NE
State Total		16,163	7,811	10,653	12,150	32,445	25,444	4,563	28,356	18,836	16,996	5,440	3,173	30,311	1,873	5,469
Allergy and Immunology	Diplomate Total	73	57	78	97	230	250	10	210	104	116	43	17	185	8	34
	Allergy and Immunology	73	57	78	97	230	250	10	210	104	116	43	17	185	8	34
	Diagnostic Laboratory Immunology	0	1	0	1	2	3	0	0	0	0	0	0	3	0	1
Anesthesiology	Diplomate Total	1,352	550	739	669	1,905	1,527	273	1,527	963	957	330	268	1,662	94	366
	Anesthesiology	1,344	548	737	668	1,897	1,517	271	1,522	962	956	330	267	1,655	93	365
	Adult Cardiac Anesthesiology	14	17	20	5	73	29	11	64	47	36	2	2	58	1	19
	Critical Care Medicine	24	28	29	22	193	94	15	92	89	53	6	6	100	6	19
	Hospice and Palliative Medicine	0	1	0	0	6	3	2	1	2	1	2	0	3	0	0
	Neurocritical Care	3	12	5	4	9	8	1	5	4	5	0	0	6	0	3
	Pain Medicine	114	60	89	85	186	128	18	192	77	100	46	15	169	12	26
	Pediatric Anesthesiology	59	44	38	38	178	103	15	124	86	73	10	14	109	4	43
	Sleep Medicine	0	0	0	0	0	3	0	0	0	0	0	0	0	0	0
Colon and Rectal Surgery	Diplomate Total	49	20	29	48	72	61	15	111	69	46	4	6	64	3	20
	Colon and Rectal Surgery	49	20	29	48	72	61	15	111	69	46	4	6	64	3	20
Dermatology	Diplomate Total	205	91	146	239	547	378	54	405	290	267	74	54	487	23	67
	Dermatology	205	91	146	238	547	378	54	405	290	267	74	54	486	23	67
	Clinical and Laboratory Dermatological Immunology	0	0	1	0	1	0	0	0	1	0	0	0	0	0	0
	Dermatological Immunology/Diagnostic and Laboratory Immunology	0	0	0	2	0	4	0	2	2	0	0	0	3	0	0
	Dermatopathology	15	12	13	9	26	18	5	23	28	18	4	4	25	2	4
	Micrographic Dermatologic Surgery	31	24	32	27	58	46	11	68	64	60	11	16	89	3	21
	Pediatric Dermatology	4	3	4	1	30	12	1	8	11	11	1	0	11	0	2
Emergency Medicine	Diplomate Total	720	322	459	616	1,303	1,005	281	1,636	865	684	260	191	1,596	79	183
	Emergency Medicine	708	319	453	611	1,288	989	277	1,623	858	681	258	191	1,582	79	181
	Anesthesiology Critical Care Medicine	1	2	3	0	11	4	0	6	5	11	1	2	3	0	4
	Emergency Medical Services	22	10	14	7	36	25	11	38	27	24	5	5	55	0	6
	Hospice and Palliative Medicine	13	2	1	4	7	6	7	15	13	1	0	1	7	1	3
	Internal Medicine – Critical Care Medicine	10	0	2	5	13	13	5	17	11	8	1	0	11	0	1
	Medical Toxicology	8	3	4	6	34	9	5	17	21	9	2	0	14	1	4
	Neurocritical Care	1	2	0	0	3	2	0	1	4	2	0	0	3	0	1
	Pain Medicine	0	0	0	3	4	1	0	3	2	0	0	0	0	0	0
	Pediatric Emergency Medicine	3	0	4	4	6	4	4	13	1	1	0	0	17	0	0
	Sports Medicine	6	3	6	6	21	12	4	18	13	4	7	0	22	0	5
	Undersea and Hyperbaric Medicine	0	2	0	7	0	5	0	5	9	2	1	0	8	0	0
Family Medicine	Diplomate Total	2,411	1,281	1,244	1,142	1,672	1,474	805	3,217	2,934	1,767	643	583	3,720	343	865
	Family Medicine	2,411	1,281	1,244	1,142	1,672	1,474	805	3,217	2,934	1,767	643	583	3,720	343	865
	Adolescent Medicine	1	3	0	1	2	0	0	3	2	2	0	0	2	0	0
	Geriatric Medicine	37	16	16	20	43	42	24	45	34	25	9	4	83	5	6
	Hospice and Palliative Medicine	24	16	18	14	35	30	22	47	32	20	4	11	73	1	10
	Pain Medicine	0	1	1	1	0	0	0	1	0	1	0	0	1	0	0
	Sleep Medicine	4	2	7	7	4	2	0	9	10	5	0	2	16	1	1
	Sports Medicine	87	42	49	31	57	38	32	96	107	62	10	9	169	16	12

Table 2C: ABMS Board Certified Diplomates by Member Board and Location *(continued)*

American Board of	Certificate <i>(Specialty certificates on the left. Subspecialty certificates on the right.)</i>	IN	KS	KY	LA	MA	MD	ME	MI	MN	MO	MS	MT	NC	ND	NE
Internal Medicine	Diplomate Total	3,980	1,866	2,776	3,180	10,517	7,706	1,117	7,924	5,006	4,600	1,374	663	8,188	396	1,340
	Internal Medicine	3,243	1,475	2,326	2,665	8,943	6,563	953	6,726	4,134	3,911	1,124	556	6,673	349	1,100
	Adolescent Medicine	1	0	0	0	4	2	0	0	0	1	0	0	2	0	0
	Adult Congenital Heart Disease	8	4	5	7	18	10	7	13	19	4	3	0	15	2	4
	Advanced Heart Failure and Transplant Cardiology	18	13	14	14	67	36	9	43	48	24	4	3	56	1	10
	Allergy and Immunology	0	0	0	0	0	0	0	0	2	1	0	0	0	0	0
	Cardiovascular Disease	547	257	344	394	1,097	709	142	906	579	522	156	78	919	42	166
	Clinical and Laboratory Immunology	0	0	0	0	0	2	0	0	0	0	0	0	2	0	0
	Clinical Cardiac Electrophysiology	68	33	30	32	103	58	17	94	72	47	12	10	99	5	21
	Critical Care Medicine	235	124	152	158	523	409	73	448	280	325	71	38	434	28	84
	Diagnostic Laboratory Immunology	0	0	1	0	3	2	0	2	1	0	1	0	0	0	0
	Endocrinology, Diabetes and Metabolism	132	61	71	87	426	317	30	217	153	142	42	21	270	9	43
	Gastroenterology	257	119	175	210	566	466	50	415	339	282	108	39	586	16	70
	Geriatric Medicine	55	23	41	30	231	169	23	134	75	77	20	8	164	8	28
	Hematology	166	89	116	122	415	294	56	295	285	183	45	25	375	29	55
	Hospice and Palliative Medicine	52	40	51	49	170	93	27	129	102	62	20	13	142	9	12
	Infectious Disease	122	61	80	106	472	457	38	288	177	169	39	18	311	23	61
	Interventional Cardiology	133	65	112	141	144	98	18	289	112	148	54	24	199	14	49
	Medical Oncology	226	131	162	184	712	521	70	431	335	281	77	51	543	33	81
	Nephrology	218	96	137	158	376	301	32	333	218	187	86	21	388	22	54
	Neurocritical Care	22	2	3	8	7	11	0	28	8	26	2	5	19	5	6
	Pulmonary Disease	278	151	213	227	638	448	84	519	292	323	101	42	517	21	109
	Rheumatology	91	47	60	71	280	211	23	177	126	121	34	19	201	13	33
	Sleep Medicine	60	42	46	26	91	83	10	144	63	63	24	15	106	6	20
	Transplant Hepatology	11	6	9	7	37	25	2	28	29	19	3	0	34	0	9
Medical Genetics and Genomics	Diplomate Total	34	15	16	17	160	187	9	66	79	44	10	3	108	3	15
	Clinical Biochemical Genetics	2	1	0	0	13	28	0	8	14	6	3	0	10	1	1
	Clinical Biochemical/Molecular Genetics	1	0	0	2	1	8	1	1	0	0	0	0	2	0	0
	Clinical Cytogenetics and Genomics	7	8	4	3	30	30	2	12	25	8	3	0	28	0	6
	Clinical Genetics and Genomics	20	8	13	11	85	110	5	38	32	28	7	3	43	3	9
	Clinical Molecular Genetics and Genomics	7	2	2	1	51	39	2	9	24	6	0	0	34	0	1
	Laboratory Genetics and Genomics	2	4	1	1	7	17	0	7	11	6	1	0	17	0	0
	Ph.D. Medical Genetics	4	1	0	3	7	11	1	6	1	0	1	0	2	0	2
	Medical Biochemical Genetics	1	1	1	1	9	12	1	7	6	3	1	0	6	0	1
	Molecular Genetic Pathology	0	0	0	0	0	0	0	1	1	0	0	0	0	0	0
Neurological Surgery	Diplomate Total	120	51	94	129	170	178	29	198	116	150	55	32	228	20	47
	Neurological Surgery	120	51	94	129	170	178	29	198	116	150	55	32	228	20	47
Nuclear Medicine	Diplomate Total	54	23	23	50	129	145	8	129	61	89	13	11	83	4	14
	Nuclear Medicine	54	23	23	50	129	145	8	129	61	89	13	11	83	4	14
Obstetrics and Gynecology	Diplomate Total	822	382	584	731	1,359	1,375	206	1,429	864	860	343	166	1,700	87	266
	Obstetrics and Gynecology	822	382	584	731	1,359	1,375	206	1,429	864	860	343	166	1,700	87	266
	Complex Family Planning	1	0	2	1	12	7	2	7	5	6	0	0	9	0	1
	Critical Care Medicine	0	0	0	0	1	3	0	1	0	3	0	0	0	0	0
	Gynecologic Oncology	24	9	20	18	41	39	7	40	33	32	5	5	57	0	9
	Maternal-Fetal Medicine	34	17	30	35	101	97	6	92	55	62	10	8	101	5	21
	Reproductive Endocrinology and Infertility	11	10	7	14	66	57	1	40	19	22	5	2	51	2	8
	Urogynecology and Reconstructive Pelvic Surgery	12	9	13	10	47	32	6	25	22	23	6	4	42	2	8

Table 2C: ABMS Board Certified Diplomates by Member Board and Location *(continued)*

American Board of	Certificate <i>(Specialty certificates on the left. Subspecialty certificates on the right.)</i>	IN	KS	KY	LA	MA	MD	ME	MI	MN	MO	MS	MT	NC	ND	NE
Ophthalmology	Diplomate Total	328	179	237	358	770	691	100	766	461	411	161	68	717	54	123
	Ophthalmology	328	179	237	358	770	691	100	766	461	411	161	68	717	54	123
Orthopaedic Surgery	Diplomate Total	585	266	373	462	829	692	163	707	619	550	217	150	993	72	217
	Orthopaedic Surgery	585	266	373	462	829	692	163	707	619	550	217	150	993	72	217
	Orthopaedic Sports Medicine	43	42	28	60	67	57	8	58	84	43	24	12	117	4	19
	Surgery of the Hand	53	19	19	27	77	55	14	57	63	36	11	12	83	7	16
Otolaryngology – Head and Neck Surgery	Diplomate Total	291	125	174	316	412	381	46	347	265	280	129	50	452	32	114
	Otolaryngology – Head and Neck Surgery	291	125	174	316	412	381	46	347	265	280	129	50	452	32	114
	Complex Pediatric Otolaryngology	1	0	3	5	4	5	1	7	4	4	1	0	7	0	1
	Neurotology	7	2	4	9	18	18	0	23	10	12	4	1	14	1	3
	Sleep Medicine	2	3	3	10	10	3	0	10	5	1	2	0	11	1	0
Pathology	Diplomate Total	517	256	350	390	1,149	919	101	911	613	588	208	81	778	79	198
	Pathology – Anatomic	64	42	52	62	436	267	21	170	108	120	29	11	137	5	22
	Pathology – Anatomic/Pathology – Clinical	428	203	285	319	579	573	76	707	448	414	169	68	597	74	165
	Pathology – Clinical	46	22	24	22	140	100	8	74	67	68	9	2	49	0	14
	Blood Banking/Transfusion Medicine	23	11	20	15	79	61	4	45	42	30	6	3	34	1	12
	Clinical Informatics	2	0	1	4	12	2	0	11	10	7	1	0	6	0	0
	Cytopathology	97	51	89	69	170	131	10	160	56	75	26	7	132	12	20
	Dermatopathology	26	12	11	29	76	45	8	46	22	27	10	6	52	5	6
	Hematopathology	64	30	34	40	98	84	13	107	85	56	17	8	83	10	25
	Immunopathology	4	1	2	3	5	4	0	6	1	2	0	0	2	0	0
	Neuropathology	9	6	9	8	48	39	0	28	16	23	7	2	29	0	7
	Pathology – Chemical	8	0	2	4	2	7	0	11	7	3	0	0	4	0	2
	Pathology – Forensic	23	16	27	22	27	47	5	46	30	20	5	6	40	6	5
	Pathology – Hematology	2	2	2	2	9	8	0	12	5	7	1	1	7	0	1
	Pathology – Medical Microbiology	8	2	5	3	19	11	2	5	13	5	4	0	25	0	7
	Pathology – Molecular Genetic	6	4	8	6	39	28	0	28	28	23	2	2	29	0	5
	Pathology – Pediatric	8	3	12	6	23	8	1	16	5	19	3	0	1	0	6
	Radioisotopic Pathology	7	6	3	3	1	2	2	5	2	4	1	1	7	0	1
Pediatrics	Diplomate Total	1,806	789	1,371	1,391	4,155	3,195	459	3,189	2,070	2,243	603	254	3,538	175	603
	Pediatrics	1,723	767	1,326	1,341	3,900	3,065	439	3,036	1,969	2,146	582	246	3,341	171	584
	Adolescent Medicine	3	2	2	1	42	25	4	8	8	7	0	0	9	0	1
	Allergy and Immunology	0	0	2	0	2	5	0	4	1	0	0	0	1	0	1
	Child Abuse Pediatrics	6	4	5	4	9	8	2	9	7	10	1	0	18	0	1
	Clinical and Laboratory Immunology	0	0	0	0	0	0	0	0	1	0	0	0	0	0	0
	Developmental-Behavioral Pediatrics	1	9	7	6	59	18	10	17	10	11	3	3	24	1	7
	Hospice and Palliative Medicine	6	2	5	3	20	13	1	16	13	10	7	1	10	0	3
	Medical Toxicology	1	0	0	0	3	1	0	1	1	1	0	0	1	0	1
	Neonatal-Perinatal Medicine	137	49	85	92	219	173	19	166	114	153	35	15	205	17	33
	Pediatric Cardiology	42	23	44	47	145	73	18	129	75	91	19	9	110	6	29
	Pediatric Critical Care Medicine	44	24	31	42	115	66	12	94	74	78	14	3	105	7	21
	Pediatric Emergency Medicine	21	13	37	27	145	60	1	80	65	78	7	1	69	0	13
	Pediatric Endocrinology	23	20	18	20	86	74	8	53	41	41	4	5	54	4	5
	Pediatric Gastroenterology	36	12	7	24	110	53	8	47	28	47	10	4	49	1	15
	Pediatric Hematology-Oncology	61	26	26	33	143	146	12	102	83	73	18	6	109	4	17
	Pediatric Hospital Medicine	41	26	32	32	113	41	27	101	69	85	13	17	113	6	29

Table 2C: ABMS Board Certified Diplomates by Member Board and Location *(continued)*

American Board of	Certificate <i>(Specialty certificates on the left. Subspecialty certificates on the right.)</i>	IN	KS	KY	LA	MA	MD	ME	MI	MN	MO	MS	MT	NC	ND	NE
Pediatrics <i>continued</i>	Pediatric Infectious Diseases	17	4	15	18	64	72	6	31	29	34	3	0	47	3	10
	Pediatric Nephrology	17	6	9	11	26	31	6	34	18	28	2	0	37	1	6
	Pediatric Pulmonology	28	6	11	16	61	28	4	26	24	37	6	3	45	0	10
	Pediatric Rheumatology	7	3	6	0	28	17	0	19	13	23	4	1	24	2	4
	Pediatric Transplant Hepatology	3	0	0	0	5	3	0	4	4	7	0	0	4	0	5
	Sleep Medicine	7	5	3	3	11	8	1	9	8	15	2	0	7	1	1
	Sports Medicine	6	3	2	6	16	4	6	12	12	11	1	1	7	0	0
Physical Medicine and Rehabilitation	Diplomate Total	173	83	104	140	291	325	54	463	289	204	30	42	327	18	54
	Physical Medicine and Rehabilitation	172	82	104	140	289	324	54	462	288	204	30	42	325	18	54
	Brain Injury Medicine	9	5	4	9	24	23	0	34	24	12	2	3	14	0	5
	Neuromuscular Medicine	0	1	0	0	4	3	0	0	3	4	1	1	1	0	0
	Pain Medicine	26	6	14	33	34	50	6	51	41	25	3	8	56	0	11
	Pediatric Rehabilitation Medicine	6	2	3	5	9	12	0	20	19	8	0	0	8	0	2
	Spinal Cord Injury Medicine	7	4	8	2	16	13	0	13	13	10	1	0	12	1	3
Plastic Surgery	Sports Medicine	6	4	4	3	32	22	0	24	28	15	3	3	17	0	2
	Diplomate Total	129	86	103	105	216	224	27	235	114	150	61	20	234	17	37
	Plastic Surgery	129	86	103	105	216	224	27	235	114	150	61	20	234	17	37
Preventive Medicine	Surgery of the Hand	6	11	9	5	20	19	0	25	14	16	3	0	10	0	4
	Diplomate Total	184	75	197	134	527	702	107	368	334	214	44	41	447	15	40
	Aerospace Medicine	6	6	6	8	8	34	5	10	13	13	2	0	22	2	5
	Occupational Medicine	53	19	38	25	88	168	25	122	112	61	8	11	84	2	9
	Public Health and General Preventive Medicine	23	13	32	28	92	368	22	69	55	31	14	11	127	5	7
	Addiction Medicine	74	17	114	55	211	121	44	123	93	64	19	16	127	4	14
	Clinical Informatics	32	22	14	22	140	75	14	49	73	54	2	4	97	2	5
	Medical Toxicology	0	0	0	1	0	3	0	0	0	1	0	0	0	0	0
Psychiatry and Neurology	Undersea and Hyperbaric Medicine	3	2	1	5	4	7	0	8	3	5	1	2	8	1	1
	Diplomate Total	958	538	699	818	3,886	2,573	393	2,154	1,473	1,291	291	185	2,370	144	353
	Neurology	315	157	206	211	984	672	75	633	496	422	95	41	635	36	104
	Neurology with Special Qualification in Child Neurology	44	23	39	38	167	118	11	85	65	93	14	5	89	5	18
	Psychiatry	594	353	453	569	2,734	1,772	301	1,431	901	766	184	139	1,639	103	227
	Addiction Psychiatry	14	9	12	15	92	49	6	29	27	6	6	3	23	3	5
	Brain Injury Medicine	0	2	5	6	10	7	0	6	1	1	1	0	9	1	1
	Child and Adolescent Psychiatry	99	61	89	96	442	347	55	250	171	140	28	26	305	22	55
	Child Psychiatry	9	9	17	19	82	59	7	38	26	15	1	0	39	2	5
	Clinical Neurophysiology	41	24	22	24	89	65	14	79	61	33	12	1	68	3	8
	Consultation-Liaison Psychiatry	6	1	5	13	118	40	3	31	35	9	4	2	43	2	2
	Epilepsy	24	25	31	24	99	73	7	90	62	51	8	0	70	3	16
	Forensic Psychiatry	8	4	9	41	55	57	2	50	20	23	7	2	42	1	5
	Geriatric Psychiatry	15	10	6	7	71	37	4	52	26	17	2	3	49	3	7
	Neurocritical Care	2	4	4	10	32	29	0	26	13	12	6	1	32	1	6
	Neurodevelopmental Disabilities	9	1	1	2	7	15	0	2	2	3	0	1	2	0	1
	Neuromuscular Medicine	7	8	6	2	63	12	0	32	42	36	3	2	48	3	7
	Pain Medicine	4	1	3	7	20	6	1	3	6	4	2	0	10	0	1
	Sleep Medicine	31	7	11	12	52	36	3	57	38	29	10	1	70	4	1
	Vascular Neurology	13	23	23	31	83	61	5	86	36	48	11	3	71	1	8

Table 2C: ABMS Board Certified Diplomates by Member Board and Location *(continued)*

American Board of	Certificate <i>(Specialty certificates on the left. Subspecialty certificates on the right.)</i>	IN	KS	KY	LA	MA	MD	ME	MI	MN	MO	MS	MT	NC	ND	NE
Radiology	Diplomate Total	987	487	635	700	1,976	1,374	191	1,735	1,083	1,058	339	168	1,666	127	303
	Diagnostic Medical Physics	11	10	8	12	32	21	3	41	29	17	3	1	27	4	4
	Diagnostic Radiology	724	371	484	535	1,493	1,012	146	1,276	814	785	265	117	1,236	85	216
	Interventional Radiology and Diagnostic Radiology	59	29	22	35	105	69	10	92	65	68	16	18	97	12	22
	Medical Physics	1	1	1	3	1	6	2	9	2	3	0	1	2	1	2
	Nuclear Medical Physics	4	2	1	4	13	6	0	14	2	3	0	0	3	0	1
	Radiation Oncology	108	46	68	67	212	159	21	177	93	115	33	21	176	16	36
	Therapeutic Medical Physics	84	34	54	48	133	107	10	138	89	78	24	12	130	9	25
	Neuroradiology	55	30	31	30	168	92	7	121	113	84	12	9	113	3	13
	Nuclear Radiology	13	6	5	8	48	14	4	36	21	15	9	0	33	3	6
	Pain Medicine	0	0	0	0	0	0	0	0	0	0	0	0	0	0	0
	Pediatric Radiology	13	8	10	9	63	13	1	37	28	32	2	2	30	1	11
Surgery	Diplomate Total	722	382	556	649	1,241	965	252	1,337	797	778	288	175	1,428	109	296
	Surgery	691	369	521	606	1,160	883	230	1,266	767	736	277	170	1,354	106	276
	Vascular Surgery	51	29	64	52	119	114	28	130	59	71	24	12	152	6	29
	Complex General Surgical Oncology	6	3	9	9	16	21	4	18	12	3	3	0	21	0	6
	Pediatric Surgery	17	7	14	16	44	20	7	38	19	19	3	2	36	3	9
	Surgery of the Hand	2	0	3	3	4	1	2	12	2	2	0	0	3	2	0
	Surgical Critical Care	60	39	40	52	134	123	35	180	105	101	20	9	177	15	36
Thoracic Surgery	Diplomate Total	108	55	85	75	208	125	26	193	100	135	48	22	181	13	30
	Thoracic and Cardiac Surgery	100	49	77	61	180	105	21	165	85	118	42	20	152	12	27
	Thoracic Surgery	8	8	8	14	28	20	6	28	16	18	6	2	28	1	3
	Congenital Cardiac Surgery	3	2	2	2	13	2	1	11	7	6	0	0	7	0	2
Urology	Diplomate Total	208	111	118	205	308	271	51	311	191	189	77	48	417	15	66
	Urology	208	111	118	205	308	271	51	311	191	189	77	48	417	15	66
	Pediatric Urology	9	2	7	8	17	5	2	16	11	9	2	0	18	0	4
	Urogynecology and Reconstructive Pelvic Surgery	2	2	2	7	6	11	1	17	7	4	1	0	10	0	2

Table 2C: ABMS Board Certified Diplomates by Member Board and Location *(continued)*

American Board of	Certificate <i>(Specialty certificates on the left. Subspecialty certificates on the right.)</i>	NH	NJ	NM	NV	NY	OH	OK	OR	PA	RI	SC	SD	TN	TX	UT
State Total		4,571	30,039	5,188	6,480	75,199	35,531	7,330	14,058	44,679	4,071	13,052	2,454	18,767	71,371	8,515
Allergy and Immunology	Diplomate Total	26	225	22	27	532	223	43	64	292	15	63	7	128	467	42
	Allergy and Immunology	26	225	22	27	532	223	43	64	292	15	63	7	128	467	42
	Diagnostic Laboratory Immunology	0	1	0	0	5	0	0	0	1	1	0	0	1	6	0
Anesthesiology	Diplomate Total	308	2,190	277	604	4,518	2,161	525	1,031	2,697	170	813	124	1,172	5,140	761
	Anesthesiology	305	2,181	276	601	4,507	2,145	522	1,028	2,685	169	806	124	1,168	5,111	758
	Adult Cardiac Anesthesiology	4	41	5	10	117	59	17	19	74	6	24	2	20	149	9
	Critical Care Medicine	25	55	12	14	216	147	11	62	158	6	26	1	87	162	24
	Hospice and Palliative Medicine	1	5	0	0	12	4	0	0	3	0	2	1	2	13	2
	Neurocritical Care	2	5	1	2	10	8	2	4	16	0	2	0	11	17	2
	Pain Medicine	32	235	21	71	427	209	60	56	237	13	76	11	102	572	63
	Pediatric Anesthesiology	18	147	11	20	301	204	22	63	212	10	44	9	71	437	69
	Sleep Medicine	0	0	0	0	3	1	0	1	1	0	0	0	2	1	0
Colon and Rectal Surgery	Diplomate Total	9	104	15	22	246	114	21	37	149	7	38	5	41	219	16
	Colon and Rectal Surgery	9	104	15	22	246	114	21	37	149	7	38	5	41	219	16
Dermatology	Diplomate Total	63	428	56	85	1,264	473	105	216	652	73	201	56	275	1,191	174
	Dermatology	63	428	56	85	1,264	473	105	216	652	73	201	56	274	1,190	174
	Clinical and Laboratory Dermatological Immunology	0	0	0	0	2	0	0	1	0	0	0	0	0	0	0
	Dermatological Immunology/Diagnostic Immunology	0	2	0	0	8	4	0	1	5	0	2	0	0	3	4
	Dermatopathology	4	22	5	4	56	41	5	9	68	5	16	5	17	99	13
	Micrographic Dermatologic Surgery	10	56	8	23	133	68	19	43	98	10	39	15	63	193	38
	Pediatric Dermatology	3	13	1	0	37	19	1	10	16	2	4	0	5	28	6
Emergency Medicine	Diplomate Total	258	1,177	333	452	3,100	1,717	294	872	1,997	214	832	102	756	3,703	546
	Emergency Medicine	257	1,155	332	449	3,059	1,696	288	868	1,966	212	828	100	745	3,676	542
	Anesthesiology Critical Care Medicine	0	3	5	2	10	17	0	1	1	0	2	0	2	9	3
	Emergency Medical Services	7	36	13	9	88	50	4	15	68	4	24	1	20	108	10
	Hospice and Palliative Medicine	0	7	4	2	25	13	0	5	15	3	0	0	2	16	4
	Internal Medicine – Critical Care Medicine	4	17	6	5	49	16	0	10	48	3	6	2	4	26	2
	Medical Toxicology	2	22	4	0	63	13	2	17	47	3	5	0	4	32	3
	Neurocritical Care	1	3	0	3	10	7	0	2	11	0	2	0	1	5	1
	Pain Medicine	0	2	0	2	0	0	0	0	3	0	1	1	2	6	0
	Pediatric Emergency Medicine	0	8	1	2	25	10	3	9	10	1	8	1	7	30	3
	Sports Medicine	2	25	3	2	51	32	2	10	38	2	13	1	13	31	12
	Undersea and Hyperbaric Medicine	0	3	0	0	9	4	1	2	5	2	1	0	3	10	4
Family Medicine	Diplomate Total	533	1,768	815	811	4,089	3,468	1,035	1,911	4,246	290	1,772	438	1,938	8,365	1,134
	Family Medicine	533	1,768	815	811	4,089	3,468	1,035	1,911	4,246	290	1,772	438	1,938	8,365	1,134
	Adolescent Medicine	0	2	0	1	5	2	1	0	7	1	0	0	1	2	0
	Geriatric Medicine	7	64	14	17	105	82	8	21	154	6	30	6	20	207	8
	Hospice and Palliative Medicine	13	37	14	11	89	62	16	37	73	5	33	5	33	154	18
	Pain Medicine	1	0	0	1	1	4	0	1	1	0	0	0	2	5	1
	Sleep Medicine	0	8	5	6	1	14	10	3	12	0	6	0	0	39	7
	Sports Medicine	18	84	8	28	95	146	33	55	194	8	61	13	48	237	61

Table 2C: ABMS Board Certified Diplomates by Member Board and Location *(continued)*

American Board of	Certificate <i>(Specialty certificates on the left. Subspecialty certificates on the right.)</i>	NH	NJ	NM	NV	NY	OH	OK	OR	PA	RI	SC	SD	TN	TX	UT
Internal Medicine	Diplomate Total	1,219	9,498	1,180	1,698	22,696	9,776	1,659	3,491	13,044	1,260	3,095	583	5,089	18,277	1,683
	Internal Medicine	1,021	7,982	1,041	1,386	19,706	8,058	1,362	2,890	10,989	1,069	2,557	499	4,254	15,038	1,350
	Adolescent Medicine	0	2	0	0	4	2	0	0	4	0	0	0	0	2	1
	Adult Congenital Heart Disease	0	4	1	1	27	27	0	6	17	0	7	2	11	49	5
	Advanced Heart Failure and Transplant Cardiology	4	46	1	4	116	93	7	19	93	4	22	2	36	123	18
	Allergy and Immunology	0	0	2	0	6	0	0	1	1	0	1	0	0	0	0
	Cardiovascular Disease	143	1,239	101	200	2,687	1,189	227	302	1,636	115	367	56	625	2,130	196
	Clinical and Laboratory Immunology	0	0	0	0	1	0	0	0	2	0	0	0	0	1	0
	Clinical Cardiac Electrophysiology	11	98	10	21	215	150	19	46	179	12	46	6	69	220	29
	Critical Care Medicine	72	467	63	90	1,139	600	107	200	778	58	193	32	319	1,064	126
	Diagnostic Laboratory Immunology	0	7	0	0	11	1	0	1	1	1	1	0	0	7	0
	Endocrinology, Diabetes and Metabolism	41	380	44	44	760	297	46	95	379	27	86	17	121	608	49
	Gastroenterology	75	690	64	97	1,675	604	109	204	901	78	210	39	308	1,237	113
	Geriatric Medicine	28	200	20	30	546	134	14	72	226	31	48	9	57	269	27
	Hematology	50	374	52	46	914	378	63	131	596	56	123	29	179	667	75
	Hospice and Palliative Medicine	33	126	27	30	464	189	21	89	222	27	60	12	75	296	30
	Infectious Disease	40	346	40	47	887	326	53	105	491	63	100	24	182	625	64
	Interventional Cardiology	32	247	25	66	410	267	83	60	305	17	108	12	186	725	50
	Medical Oncology	64	524	73	82	1,382	574	106	199	820	79	177	35	305	1,180	123
	Nephrology	35	438	57	112	949	429	100	128	555	40	141	34	236	1,085	82
	Neurocritical Care	0	17	0	10	41	24	7	8	26	0	7	4	5	79	3
	Pulmonary Disease	76	600	72	103	1,440	729	144	208	911	72	232	36	374	1,163	141
	Rheumatology	48	237	33	30	549	256	45	86	364	28	90	17	117	482	55
	Sleep Medicine	24	150	11	28	210	157	36	47	181	20	53	10	88	292	22
	Transplant Hepatology	2	11	2	1	62	35	6	8	56	2	9	2	14	79	6
Medical Genetics and Genomics	Diplomate Total	9	72	19	8	182	122	11	44	123	5	39	9	54	171	54
	Clinical Biochemical Genetics	0	9	1	0	15	13	2	3	19	1	5	0	6	20	10
	Clinical Biochemical/Molecular Genetics	0	0	0	0	1	3	0	3	2	0	0	0	1	2	0
	Clinical Cytogenetics and Genomics	3	24	12	1	48	27	4	12	36	1	7	2	16	33	9
	Clinical Genetics and Genomics	4	32	9	7	108	73	5	25	66	4	21	8	27	89	20
	Clinical Molecular Genetics and Genomics	3	20	0	0	35	25	3	10	22	0	7	0	8	42	18
	Laboratory Genetics and Genomics	1	7	2	0	13	14	1	1	10	0	4	1	6	20	11
	Ph.D. Medical Genetics	0	3	0	1	3	4	1	3	6	0	4	0	2	8	1
	Medical Biochemical Genetics	0	2	0	0	6	6	1	2	10	0	3	1	5	9	1
	Molecular Genetic Pathology	0	0	0	0	0	0	0	0	0	0	0	0	0	0	0
Neurological Surgery	Diplomate Total	37	180	37	39	446	279	76	119	331	19	88	26	180	519	60
	Neurological Surgery	37	180	37	39	446	279	76	119	331	19	88	26	180	519	60
Nuclear Medicine	Diplomate Total	13	130	22	16	350	123	31	40	217	20	43	11	67	235	21
	Nuclear Medicine	13	130	22	16	350	123	31	40	217	20	43	11	67	235	21
Obstetrics and Gynecology	Diplomate Total	229	1,733	283	357	4,013	1,704	380	756	2,090	224	792	112	953	4,014	430
	Obstetrics and Gynecology	229	1,733	283	357	4,013	1,704	380	756	2,090	224	792	112	953	4,014	430
	Complex Family Planning	1	12	6	2	51	10	0	12	23	1	1	0	2	5	6
	Critical Care Medicine	0	0	0	0	3	2	0	0	2	0	0	0	1	3	0
	Gynecologic Oncology	5	48	12	9	141	61	14	27	79	11	17	6	31	111	12
	Maternal-Fetal Medicine	9	117	25	23	262	112	17	51	151	21	45	5	59	268	39
	Reproductive Endocrinology and Infertility	2	82	1	9	186	41	8	11	71	9	22	1	27	131	15
	Urogynecology and Reconstructive Pelvic Surgery	5	45	8	9	84	49	13	21	69	8	15	2	24	86	11

Table 2C: ABMS Board Certified Diplomates by Member Board and Location *(continued)*

American Board of	Certificate <i>(Specialty certificates on the left. Subspecialty certificates on the right.)</i>	NH	NJ	NM	NV	NY	OH	OK	OR	PA	RI	SC	SD	TN	TX	UT
Ophthalmology	Diplomate Total	97	717	111	132	2,046	843	189	398	1,081	86	322	62	463	1,563	244
	Ophthalmology	97	717	111	132	2,046	843	189	398	1,081	86	322	62	463	1,563	244
Orthopaedic Surgery	Diplomate Total	195	899	162	223	1,996	1,070	270	481	1,185	137	476	113	634	2,066	299
	Orthopaedic Surgery	195	899	162	223	1,996	1,070	270	481	1,185	137	476	113	634	2,066	299
	Orthopaedic Sports Medicine	19	71	14	24	158	86	29	28	113	14	45	13	64	197	22
	Surgery of the Hand	13	79	14	18	149	77	12	35	106	13	32	13	40	136	24
Otolaryngology – Head and Neck Surgery	Diplomate Total	60	370	70	76	1,095	537	126	236	583	46	215	44	321	1,068	145
	Otolaryngology – Head and Neck Surgery	60	370	70	76	1,095	537	126	236	583	46	215	44	321	1,068	145
	Complex Pediatric Otolaryngology	0	0	0	1	15	16	1	4	5	2	6	0	3	32	4
	Neurotology	2	4	2	2	32	17	4	6	17	0	5	0	11	35	5
	Sleep Medicine	2	6	0	0	18	7	3	1	9	0	6	1	6	32	3
Pathology	Diplomate Total	127	786	212	152	2,347	1,237	239	347	1,471	143	333	75	653	2,324	271
	Pathology – Anatomic	27	161	40	24	743	248	47	56	296	41	40	5	105	345	45
	Pathology – Anatomic/Pathology – Clinical	96	585	155	122	1,450	915	184	275	1,071	93	276	69	507	1,846	197
	Pathology – Clinical	5	71	17	14	225	112	15	24	157	15	25	3	45	177	27
	Blood Banking/Transfusion Medicine	3	30	24	5	137	62	13	11	94	7	10	4	34	125	15
	Clinical Informatics	1	1	1	0	27	10	1	1	15	1	2	1	1	32	2
	Cytopathology	16	149	28	20	360	212	37	55	312	21	51	5	105	395	38
	Dermatopathology	12	24	8	13	100	56	9	26	61	5	31	7	32	124	13
	Hematopathology	10	95	35	18	211	143	23	35	140	10	36	6	87	282	46
	Immunopathology	0	4	1	0	19	11	0	1	8	2	3	0	4	5	0
	Neuropathology	5	20	8	0	95	33	8	10	50	10	5	0	22	61	7
	Pathology – Chemical	0	4	0	0	4	10	2	1	6	0	2	1	2	8	2
	Pathology – Forensic	3	34	21	20	127	52	24	13	54	13	31	6	41	146	14
	Pathology – Hematology	1	9	3	1	14	6	2	6	11	0	4	2	5	21	4
	Pathology – Medical Microbiology	2	5	2	1	17	16	3	8	7	0	2	1	7	24	7
	Pathology – Molecular Genetic	2	28	9	2	86	24	4	12	41	4	5	1	15	64	21
	Pathology – Pediatric	1	9	0	3	31	54	4	5	38	8	1	0	12	73	8
	Radioisotopic Pathology	0	5	0	1	9	9	1	1	10	2	2	0	4	10	0
Pediatrics	Diplomate Total	475	3,662	552	554	9,015	4,985	825	1,326	5,192	509	1,446	221	2,482	8,630	1,072
	Pediatrics	462	3,500	531	519	8,615	4,707	792	1,260	4,871	482	1,375	207	2,329	8,175	1,019
	Adolescent Medicine	3	16	2	0	97	34	2	4	45	5	2	0	9	41	1
	Allergy and Immunology	0	6	0	0	15	2	1	1	4	3	1	0	3	7	1
	Child Abuse Pediatrics	1	12	2	0	28	18	9	8	21	3	5	2	10	26	6
	Clinical and Laboratory Immunology	0	0	0	0	2	0	0	0	0	0	0	0	0	0	0
	Developmental-Behavioral Pediatrics	4	34	0	4	75	52	5	15	23	11	22	2	11	55	3
	Hospice and Palliative Medicine	0	9	2	0	28	26	1	8	28	3	5	1	20	41	8
	Medical Toxicology	0	2	0	0	3	1	0	0	1	0	0	0	0	3	0
	Neonatal-Perinatal Medicine	24	259	27	55	496	290	65	69	369	22	79	22	155	646	88
	Pediatric Cardiology	9	79	8	23	252	213	20	28	207	10	50	9	96	357	49
	Pediatric Critical Care Medicine	7	81	13	35	232	157	28	29	169	11	36	13	76	322	40
	Pediatric Emergency Medicine	3	129	13	25	341	184	19	23	171	29	33	5	84	276	36
	Pediatric Endocrinology	11	63	8	5	185	93	19	23	98	17	17	6	45	132	14
	Pediatric Gastroenterology	7	68	6	9	165	124	11	19	115	7	19	6	42	172	19
	Pediatric Hematology-Oncology	8	110	12	13	278	174	18	30	210	15	34	8	146	315	33
	Pediatric Hospital Medicine	15	78	16	14	184	208	31	60	188	3	41	7	66	265	26

Table 2C: ABMS Board Certified Diplomates by Member Board and Location *(continued)*

American Board of	Certificate <i>(Specialty certificates on the left. Subspecialty certificates on the right.)</i>	NH	NJ	NM	NV	NY	OH	OK	OR	PA	RI	SC	SD	TN	TX	UT
Pediatrics <i>continued</i>	Pediatric Infectious Diseases	3	40	6	4	111	63	4	11	62	9	14	5	41	110	16
	Pediatric Nephrology	2	23	4	3	89	51	4	12	46	4	14	2	18	93	7
	Pediatric Pulmonology	4	41	3	4	114	84	6	8	72	4	11	5	25	104	7
	Pediatric Rheumatology	0	17	1	2	44	38	0	3	34	0	9	0	12	36	9
	Pediatric Transplant Hepatology	0	1	0	0	12	15	0	1	8	1	1	0	3	14	4
	Sleep Medicine	0	13	1	1	25	28	0	6	21	0	7	1	9	44	4
	Sports Medicine	1	9	1	1	15	32	1	2	17	1	4	1	11	40	7
Physical Medicine and Rehabilitation	Diplomate Total	54	645	48	109	1,111	458	57	139	669	28	130	27	175	895	143
	Physical Medicine and Rehabilitation	53	643	48	109	1,105	457	56	138	665	28	129	27	174	890	141
	Brain Injury Medicine	2	50	4	8	59	32	6	3	45	0	6	2	10	105	5
	Neuromuscular Medicine	0	2	1	1	6	1	1	0	4	0	1	0	0	2	0
	Pain Medicine	9	98	7	23	176	50	6	21	97	2	22	4	30	141	28
	Pediatric Rehabilitation Medicine	1	12	1	0	24	34	1	2	26	0	2	0	4	30	3
	Spinal Cord Injury Medicine	0	19	1	4	29	16	1	2	28	0	4	1	5	37	5
Plastic Surgery	Sports Medicine	5	48	3	4	81	28	0	3	39	1	7	0	7	37	16
	Diplomate Total	27	267	36	63	703	295	61	109	342	29	112	18	175	791	96
	Plastic Surgery	27	267	36	63	703	295	61	108	342	29	112	18	175	791	96
Preventive Medicine	Surgery of the Hand	1	11	2	2	34	22	5	11	29	5	5	0	9	46	8
	Diplomate Total	89	371	150	81	934	579	101	293	676	63	162	29	358	940	166
	Aerospace Medicine	5	7	18	10	10	40	18	9	14	2	12	3	21	211	14
	Occupational Medicine	19	102	28	24	145	159	37	54	131	9	41	11	76	248	53
	Public Health and General Preventive Medicine	28	66	43	12	279	78	15	72	101	12	50	7	63	188	25
	Addiction Medicine	24	147	58	30	345	215	27	106	283	34	43	9	162	193	49
	Clinical Informatics	15	61	15	8	192	113	13	59	163	5	29	4	58	149	26
	Medical Toxicology	0	0	0	0	0	0	0	1	1	0	1	0	1	4	0
Psychiatry and Neurology	Undersea and Hyperbaric Medicine	4	4	0	2	8	7	1	4	6	1	4	0	2	35	12
	Diplomate Total	399	2,396	417	401	8,822	2,617	502	1,107	3,886	471	978	155	1,205	4,944	621
	Neurology	96	614	97	108	2,010	818	141	298	1,064	98	244	47	419	1,399	185
	Neurology with Special Qualification in Child Neurology	14	102	14	10	250	163	11	39	187	12	28	5	73	279	31
	Psychiatry	286	1,670	304	282	6,579	1,618	348	760	2,618	359	705	102	711	3,259	400
	Addiction Psychiatry	14	44	17	2	216	38	7	16	63	9	27	3	18	101	18
	Brain Injury Medicine	0	8	2	3	24	9	1	4	7	0	1	0	1	25	2
	Child and Adolescent Psychiatry	44	319	60	41	1,029	340	48	134	470	90	153	26	119	684	114
	Child Psychiatry	3	44	9	5	215	30	9	14	74	8	8	2	18	74	9
	Clinical Neurophysiology	16	68	11	13	207	100	10	16	120	12	21	6	46	215	15
	Consultation-Liaison Psychiatry	7	35	10	2	272	47	3	23	82	12	11	1	18	78	3
	Epilepsy	10	78	13	14	223	129	12	25	152	6	32	5	45	184	20
	Forensic Psychiatry	3	52	3	14	183	60	5	34	43	11	37	2	13	82	11
	Geriatric Psychiatry	17	57	9	3	182	33	8	23	83	15	29	0	17	102	6
	Neurocritical Care	1	12	8	2	68	40	8	9	37	5	10	4	6	60	3
	Neurodevelopmental Disabilities	1	15	0	0	11	7	1	6	11	1	1	0	5	13	1
	Neuromuscular Medicine	4	27	5	3	88	50	7	14	44	2	7	0	20	61	11
	Pain Medicine	2	9	2	2	30	12	3	2	20	0	4	1	3	22	1
	Sleep Medicine	13	22	11	8	65	62	4	23	57	0	10	6	36	108	6
	Vascular Neurology	3	74	9	11	207	90	12	23	125	14	33	4	59	160	23

Table 2C: ABMS Board Certified Diplomates by Member Board and Location *(continued)*

American Board of	Certificate <i>(Specialty certificates on the left. Subspecialty certificates on the right.)</i>	NH	NJ	NM	NV	NY	OH	OK	OR	PA	RI	SC	SD	TN	TX	UT
Radiology	Diplomate Total	221	1,676	253	329	4,211	2,052	484	674	2,890	213	612	130	1,167	3,802	397
	Diagnostic Medical Physics	3	38	5	4	74	57	16	6	37	7	10	2	20	102	6
	Diagnostic Radiology	170	1,210	180	239	3,182	1,494	355	510	2,135	162	464	95	880	2,745	302
	Interventional Radiology and Diagnostic Radiology	18	116	18	27	261	104	23	39	197	18	39	9	70	279	26
	Medical Physics	0	7	1	0	14	4	4	1	10	0	2	0	3	17	1
	Nuclear Medical Physics	0	13	2	0	29	10	2	0	8	3	2	0	5	14	0
	Radiation Oncology	21	164	28	37	398	243	44	82	304	16	64	16	106	375	44
	Therapeutic Medical Physics	10	144	19	23	273	169	49	36	219	13	36	11	91	305	18
	Neuroradiology	13	128	13	23	350	132	16	51	187	15	39	5	54	282	34
	Nuclear Radiology	3	29	4	3	56	52	4	7	23	7	12	3	20	45	7
	Pain Medicine	0	0	0	0	0	0	0	0	2	0	0	0	0	0	1
	Pediatric Radiology	1	29	3	4	60	88	3	8	82	2	9	1	33	106	19
Surgery	Diplomate Total	236	1,271	270	308	3,091	1,656	367	643	2,003	171	669	146	983	3,126	333
	Surgery	215	1,175	256	299	2,913	1,560	347	617	1,883	163	635	136	927	2,963	313
	Vascular Surgery	35	147	15	18	294	158	27	56	196	11	71	15	98	267	32
	Complex General Surgical Oncology	2	23	2	5	51	27	1	8	30	2	7	0	19	48	4
	Pediatric Surgery	6	29	4	9	69	59	10	18	51	7	15	3	38	119	12
	Surgery of the Hand	0	4	0	4	19	2	4	4	2	0	3	1	2	26	0
	Surgical Critical Care	19	148	29	46	297	214	34	72	279	12	82	12	119	380	35
Thoracic Surgery	Diplomate Total	15	163	29	32	415	240	50	77	330	15	87	9	143	427	52
	Thoracic and Cardiac Surgery	15	149	19	31	346	218	40	66	284	12	71	9	117	383	47
	Thoracic Surgery	0	16	10	1	70	23	10	11	47	3	17	0	26	45	5
	Congenital Cardiac Surgery	0	1	0	2	14	13	1	5	13	0	4	0	5	20	6
Urology	Diplomate Total	72	402	52	81	876	418	125	179	464	52	180	37	259	835	98
	Urology	72	402	52	81	876	418	125	179	464	52	180	37	259	835	98
	Pediatric Urology	2	19	2	7	31	22	6	6	22	2	3	1	11	47	5
	Urogynecology and Reconstructive Pelvic Surgery	3	13	0	3	33	15	4	4	7	0	5	1	10	22	1

Table 2C: ABMS Board Certified Diplomates by Member Board and Location *(continued)*

American Board of	Certificate <i>(Specialty certificates on the left. Subspecialty certificates on the right.)</i>	VA	VT	WA	WI	WV	WY	US Military (1)	US Territories (2)	US Total	Canada	Foreign	Unknown	Grand Total
	State Total	26,541	2,551	24,136	17,576	4,393	1,165	934	3,996	984,279	9,407	4,624	26,794	1,025,104
Allergy and Immunology	Diplomate Total	187	8	111	130	12	1	6	26	6,311	87	47	56	6,501
	Allergy and Immunology	187	8	111	130	11	1	6	26	6,310	87	47	56	6,500
	Diagnostic Laboratory Immunology	0	0	1	0	1	0	0	0	44	0	0	0	44
Anesthesiology	Diplomate Total	1,670	154	1,791	1,216	237	88	38	109	63,288	418	156	675	64,537
	Anesthesiology	1,660	153	1,785	1,215	235	88	38	109	63,012	417	155	675	64,259
	Adult Cardiac Anesthesiology	47	5	23	36	14	1	0	0	1,580	3	1	0	1,584
	Critical Care Medicine	69	13	72	56	7	1	0	3	3,016	21	18	19	3,074
	Hospice and Palliative Medicine	4	1	2	1	0	0	0	0	111	0	0	0	111
	Neurocritical Care	13	2	9	1	2	0	0	0	262	0	1	0	263
	Pain Medicine	135	12	116	87	19	8	4	14	5,991	20	7	0	6,018
	Pediatric Anesthesiology	105	13	105	67	11	0	0	8	4,405	15	9	0	4,429
	Sleep Medicine	2	1	0	0	0	0	0	0	23	0	0	0	23
Colon and Rectal Surgery	Diplomate Total	87	6	53	42	11	1	0	13	2,761	38	29	11	2,839
	Colon and Rectal Surgery	87	6	53	42	11	1	0	13	2,761	38	29	11	2,839
Dermatology	Diplomate Total	427	30	361	260	37	17	7	93	15,806	253	30	1	16,090
	Dermatology	427	30	360	260	37	17	7	93	15,797	252	30	1	16,080
	Clinical and Laboratory Dermatological Immunology	0	0	1	0	0	0	0	0	15	0	0	0	15
	Dermatological Immunology/Diagnostic and Laboratory Immunology	2	0	1	0	0	1	0	1	66	0	1	0	67
	Dermatopathology	29	0	29	22	3	2	0	7	1,096	2	6	0	1,104
	Micrographic Dermatologic Surgery	60	5	49	44	5	6	2	2	2,693	19	1	0	2,713
	Pediatric Dermatology	13	1	11	16	1	1	0	2	451	8	1	0	460
Emergency Medicine	Diplomate Total	1,426	165	1,250	822	152	84	83	133	47,836	163	159	24	48,182
	Emergency Medicine	1,416	162	1,239	814	149	84	82	132	47,346	153	157	24	47,680
	Anesthesiology Critical Care Medicine	1	0	2	7	0	0	0	1	207	0	1	0	208
	Emergency Medical Services	44	7	23	41	5	2	0	2	1,208	2	6	0	1,216
	Hospice and Palliative Medicine	8	1	7	7	2	0	0	2	320	0	0	0	320
	Internal Medicine – Critical Care Medicine	15	4	14	5	1	0	1	3	467	5	0	0	472
	Medical Toxicology	20	3	7	10	0	0	1	2	623	15	6	0	644
	Neurocritical Care	2	2	3	2	1	0	0	3	113	1	0	0	114
	Pain Medicine	1	0	1	1	0	0	0	1	56	0	0	0	56
	Pediatric Emergency Medicine	15	2	7	2	2	1	1	5	353	2	3	0	358
	Sports Medicine	13	5	14	10	5	1	1	4	635	2	0	0	637
	Undersea and Hyperbaric Medicine	3		9	2	0	0	0	1	147	0	0	0	147
Family Medicine	Diplomate Total	2,981	351	3,803	2,534	671	251	198	261	105,105	790	160	0	106,055
	Family Medicine	2,981	351	3,803	2,534	671	251	198	261	105,105	790	160	0	106,055
	Adolescent Medicine	1	2	0	1	0	0	0	0	65	1	0	0	66
	Geriatric Medicine	68	10	63	34	11	4	1	40	2,152	18	20	0	2,190
	Hospice and Palliative Medicine	52	17	55	40	8	4	0	7	1,684	6	7	0	1,697
	Pain Medicine	0	0	0	0	0	0	0	0	34	1	0	0	35
	Sleep Medicine	12	2	10	9	0	1	0	0	301	6	2	0	309
	Sports Medicine	91	10	85	69	16	6	7	5	3,273	7	2	0	3,282

Table 2C: ABMS Board Certified Diplomates by Member Board and Location *(continued)*

American Board of	Certificate <i>(Specialty certificates on the left. Subspecialty certificates on the right.)</i>	VA	VT	WA	WI	WV	WY	US Military (1)	US Territories (2)	US Total	Canada	Foreign	Unknown	Grand Total
Internal Medicine	Diplomate Total	7,130	559	5,832	4,222	1,185	202	101	1,193	267,802	1,508	1,008	895	271,213
	Internal Medicine	5,935	478	4,837	3,532	1,030	182	94	1,031	224,764	1,382	802	894	227,842
	Adolescent Medicine	0	0	1	0	0	0	0	0	41	0	0	0	41
	Adult Congenital Heart Disease	14	1	11	12	2	0	0	1	477	3	3	0	483
	Advanced Heart Failure and Transplant Cardiology	44	2	34	22	5	0	0	4	1,535	12	5	0	1,552
	Allergy and Immunology	0	0	0	1	0	0	0	0	22	0	0	0	22
	Cardiovascular Disease	790	61	542	459	133	22	2	111	30,231	187	93	121	30,632
	Clinical and Laboratory Immunology	0	0	0	0	0	0	0	0	11	0	0	0	11
	Clinical Cardiac Electrophysiology	89	10	56	61	14	1	0	9	3,109	13	8	0	3,130
	Critical Care Medicine	426	30	341	218	74	6	6	50	14,905	68	103	0	15,076
	Diagnostic Laboratory Immunology	3	0	2	1	0	0	0	0	65	0	0	0	65
	Endocrinology, Diabetes and Metabolism	256	17	168	127	49	2	3	78	8,458	69	93	31	8,651
	Gastroenterology	469	23	385	252	62	12	3	105	17,396	52	46	58	17,552
	Geriatric Medicine	105	10	111	80	21	5	0	23	4,680	64	26	0	4,770
	Hematology	299	23	233	198	56	14	2	40	10,652	57	42	28	10,779
	Hospice and Palliative Medicine	124	14	128	87	12	3	1	2	4,650	15	11	0	4,676
	Infectious Disease	257	27	220	132	33	11	10	66	9,957	59	87	22	10,125
	Interventional Cardiology	206	10	128	112	46	6	0	16	7,160	19	35	0	7,214
	Medical Oncology	395	30	407	268	65	17	2	62	16,111	83	69	49	16,312
	Nephrology	355	16	245	172	59	10	0	79	12,157	55	92	47	12,351
	Neurocritical Care	30	1	19	18	6	0	0	6	788	1	9	0	798
	Pulmonary Disease	471	38	367	250	96	5	5	79	17,628	79	94	45	17,846
	Rheumatology	157	17	148	114	24	5	5	39	6,654	45	42	27	6,768
	Sleep Medicine	105	7	78	69	21	1	2	20	3,640	13	14	0	3,667
	Transplant Hepatology	33	1	20	17	3	0	0	4	902	2	5	0	909
Medical Genetics and Genomics	Diplomate Total	58	4	87	35	4	1	0	4	2,717	91	59	23	2,890
	Clinical Biochemical Genetics	4	0	7	4	0	0	0	0	289	7	14	4	314
	Clinical Biochemical/Molecular Genetics	1	0	0	0	0	0	0	0	40	2	2	1	45
	Clinical Cytogenetics and Genomics	18	1	23	6	2	1	0	0	650	15	9	12	686
	Clinical Genetics and Genomics	29	3	54	18	1	0	0	4	1,521	38	35	9	1,603
	Clinical Molecular Genetics and Genomics	16	1	19	6	1	0	0	0	598	30	17	0	645
	Laboratory Genetics and Genomics	4	0	5	9	1	0	0	0	249	13	1	0	263
	Ph.D. Medical Genetics	3	0	1	0	0	0	0	0	116	0	1	3	120
	Medical Biochemical Genetics	6	0	5	0	0	0	0	2	153	0	6	0	159
	Molecular Genetic Pathology	0	1	0	0	0	0	0	0	4	0	1	0	5
Neurological Surgery	Diplomate Total	184	9	158	133	44	9	2	35	7,030	64	81	293	7,468
	Neurological Surgery	184	9	158	133	44	9	2	35	7,030	64	81	293	7,468
Nuclear Medicine	Diplomate Total	91	6	121	60	12	4	2	39	4,026	130	62	176	4,394
	Nuclear Medicine	91	6	121	60	12	4	2	39	4,026	130	62	176	4,394
Obstetrics and Gynecology	Diplomate Total	1,492	129	1,077	770	210	69	41	252	51,495	214	195	905	52,809
	Obstetrics and Gynecology	1,492	129	1,077	770	210	69	41	252	51,495	214	195	905	52,809
	Complex Family Planning	7	1	7	3	0	0	0	0	350	0	1	0	351
	Critical Care Medicine	1	0	1	1	0	0	0	0	32	0	1	0	33
	Gynecologic Oncology	39	6	42	23	8	0	0	6	1,580	8	8	16	1,612
	Maternal-Fetal Medicine	73	10	72	41	6	1	2	4	3,083	6	9	24	3,122
	Reproductive Endocrinology and Infertility	50	12	34	15	2	0	0	4	1,648	18	4	18	1,688
	Urogynecology and Reconstructive Pelvic Surgery	46	2	28	25	6	1	0	6	1,312	2	6	0	1,320

Table 2C: ABMS Board Certified Diplomates by Member Board and Location *(continued)*

American Board of	Certificate <i>(Specialty certificates on the left. Subspecialty certificates on the right.)</i>	VA	VT	WA	WI	WV	WY	US Military (1)	US Territories (2)	US Total	Canada	Foreign	Unknown	Grand Total
Ophthalmology	Diplomate Total	621	59	545	449	118	20	9	165	24,479	512	162	735	25,888
	Ophthalmology	621	59	545	449	118	20	9	165	24,479	512	162	735	25,888
Orthopaedic Surgery	Diplomate Total	844	87	824	664	129	88	38	87	30,577	159	93	1,091	31,920
	Orthopaedic Surgery	844	87	824	664	129	88	38	87	30,577	159	93	1,091	31,920
	Orthopaedic Sports Medicine	100	11	69	64	10	9	1	7	2,757	5	1	10	2,773
	Surgery of the Hand	70	7	78	45	7	5	4	4	2,315	0	2	73	2,390
Otolaryngology – Head and Neck Surgery	Diplomate Total	399	35	393	286	80	22	43	61	15,129	373	90	568	16,160
	Otolaryngology – Head and Neck Surgery	399	35	393	286	80	22	43	61	15,129	373	90	568	16,160
	Complex Pediatric Otolaryngology	2	0	8	8	0	0	0	0	232	0	2	0	234
	Neurotology	14	1	8	7	0	0	1	0	440	4	1	0	445
	Sleep Medicine	15	0	5	4	1	1	1	2	263	2	2	0	267
Pathology	Diplomate Total	661	104	647	579	169	36	29	110	30,063	933	379	2,739	34,114
	Pathology – Anatomic	108	16	140	87	35	7	4	43	6,180	559	192	1,001	7,932
	Pathology – Anatomic/Pathology – Clinical	511	81	457	467	130	29	25	64	22,078	336	158	1,621	24,193
	Pathology – Clinical	60	9	65	31	13	2	0	7	2,624	26	31	288	2,969
	Blood Banking/Transfusion Medicine	47	7	28	33	9	0	1	3	1,552	11	8	84	1,655
	Clinical Informatics	2	1	5	2	1	0	0	2	233	0	0	0	233
	Cytopathology	129	19	73	76	29	3	4	14	4,666	90	21	199	4,976
	Dermatopathology	29	7	37	26	4	0	1	0	1,684	38	12	88	1,822
	Hematopathology	73	10	79	70	16	2	1	6	3,288	72	33	115	3,508
	Immunopathology	2	0	0	4	2	0	0	0	148	1	0	9	158
	Neuropathology	23	3	19	12	8	0	0	4	904	30	21	89	1,044
	Pathology – Chemical	5	1	1	2	0	0	0	0	134	1	2	16	153
	Pathology – Forensic	36	5	43	32	10	0	5	5	1,659	35	7	101	1,802
	Pathology – Hematology	3	2	4	3	0	0	0	1	261	6	2	0	269
	Pathology – Medical Microbiology	7	3	9	5	1	0	0	1	332	5	5	22	364
	Pathology – Molecular Genetic	14	6	17	11	1	0	1	1	825	20	5	1	851
	Pathology – Pediatric	9	2	16	15	0	1	0	1	568	30	2	21	621
	Radioisotopic Pathology	2	2	3	1	0	2	0	0	174	0	0	31	205
Pediatrics	Diplomate Total	3,041	290	2,534	1,871	446	84	85	450	114,431	1,018	902	3,638	119,989
	Pediatrics	2,908	279	2,380	1,746	429	84	85	440	108,796	975	875	3,635	114,281
	Adolescent Medicine	16	1	23	8	5	0	1	1	609	3	1	0	613
	Allergy and Immunology	3	0	1	2	0	0	0	1	117	3	5	9	134
	Child Abuse Pediatrics	2	1	7	6	3	0	1	0	375	3	0	0	378
	Clinical and Laboratory Immunology	0	0	0	0	0	0	0	0	6	0	0	1	7
	Developmental-Behavioral Pediatrics	26	1	20	5	2	0	7	1	814	7	6	0	827
	Hospice and Palliative Medicine	8	2	13	7	2	0	0	2	481	4	3	0	488
	Medical Toxicology	0	0	2	0	0	0	0	0	32	0	0	0	32
	Neonatal-Perinatal Medicine	193	14	125	119	23	1	7	33	7,194	49	49	117	7,409
	Pediatric Cardiology	89	8	85	70	15	0	1	3	3,818	32	35	67	3,952
	Pediatric Critical Care Medicine	83	5	76	63	18	0	0	14	3,398	17	26	0	3,441
	Pediatric Emergency Medicine	61	4	83	45	6	0	0	6	3,288	23	12	0	3,323
	Pediatric Endocrinology	53	3	44	27	6	1	0	7	1,989	12	14	45	2,060
	Pediatric Gastroenterology	45	3	37	37	7	0	0	13	2,018	9	4	0	2,031
	Pediatric Hematology-Oncology	65	6	89	68	11	0	1	13	3,693	41	41	80	3,855
	Pediatric Hospital Medicine	80	11	89	64	20	0	1	7	3,471	4	3	0	3,478

Table 2C: ABMS Board Certified Diplomates by Member Board and Location *(continued)*

American Board of	Certificate <i>(Specialty certificates on the left. Subspecialty certificates on the right.)</i>	VA	VT	WA	WI	WV	WY	US Military (1)	US Territories (2)	US Total	Canada	Foreign	Unknown	Grand Total
Pediatrics <i>continued</i>	Pediatric Infectious Diseases	29	2	33	13	6	0	4	4	1,391	6	18	0	1,415
	Pediatric Nephrology	29	4	34	19	4	0	0	6	1,039	14	10	23	1,086
	Pediatric Pulmonology	24	6	35	20	5	0	0	8	1,305	5	7	0	1,317
	Pediatric Rheumatology	6	1	18	13	0	0	0	4	559	2	3	0	564
	Pediatric Transplant Hepatology	2	0	5	6	0	0	0	2	166	1	0	0	167
	Sleep Medicine	15	2	10	5	2	0	0	2	389	5	0	0	394
	Sports Medicine	5	2	15	12	0	0	1	0	386	4	0	0	390
Physical Medicine and Rehabilitation	Diplomate Total	324	20	386	243	29	9	8	133	12,653	100	34	196	12,983
	Physical Medicine and Rehabilitation	321	20	386	239	29	9	8	132	12,585	100	34	196	12,915
	Brain Injury Medicine	19	1	23	15	0	0	1	6	822	3	0	0	825
	Neuromuscular Medicine	2	0	3	1	0	0	0	4	67	1	0	0	68
	Pain Medicine	53	3	46	27	3	0	4	14	1,943	8	1	0	1,952
	Pediatric Rehabilitation Medicine	7	0	9	8	1	0	0	2	370	2	1	0	373
	Spinal Cord Injury Medicine	15	0	21	7	2	0	0	4	460	8	0	0	468
	Sports Medicine	17	0	46	21	0	1	1	20	811	10	1	0	822
Plastic Surgery	Diplomate Total	240	13	177	137	29	5	3	33	8,967	77	63	12	9,119
	Plastic Surgery	240	13	177	137	29	5	3	33	8,965	77	63	12	9,117
	Surgery of the Hand	13	1	7	22	3	0	0	2	620	8	1	1	630
Preventive Medicine	Diplomate Total	540	50	499	259	77	15	76	22	15,583	167	53	323	16,126
	Aerospace Medicine	90	1	31	4	3	5	24	2	1,102	22	5	84	1,213
	Occupational Medicine	124	7	145	67	23	4	21	2	3,732	37	11	86	3,866
	Public Health and General Preventive Medicine	164	15	108	35	12	3	35	5	3,767	65	34	162	4,028
	Addiction Medicine	118	16	148	103	35	3	2	12	4,949	35	2	0	4,986
	Clinical Informatics	83	13	88	57	7	2	2	1	2,723	12	4	0	2,739
	Medical Toxicology	1	0	1	0	0	0	0	0	25	0	0	0	25
	Undersea and Hyperbaric Medicine	9	0	6	11	0	0	2	1	268	2	1	1	272
Psychiatry and Neurology	Diplomate Total	2,062	293	1,779	1,237	323	42	75	341	80,853	692	260	1,749	83,554
	Neurology	550	59	501	336	97	12	8	95	21,737	180	110	328	22,355
	Neurology with Special Qualification in Child Neurology	65	3	74	42	14	0	0	25	3,256	20	17	54	3,347
	Psychiatry	1,434	229	1,194	856	212	30	65	221	55,590	491	132	1,382	57,595
	Addiction Psychiatry	27	2	43	18	10	0	4	13	1,528	11	0	1	1,540
	Brain Injury Medicine	16	0	3	1	2	0	0	2	263	1	1	0	265
	Child and Adolescent Psychiatry	247	50	175	186	30	7	13	47	9,931	50	13	97	10,091
	Child Psychiatry	41	4	19	24	3	0	1	4	1,387	9	8	90	1,494
	Clinical Neurophysiology	59	3	41	57	10	2	0	6	2,368	12	12	3	2,395
	Consultation-Liaison Psychiatry	47	6	35	28	5	0	2	15	1,468	15	5	1	1,489
	Epilepsy	42	1	44	45	9	1	0	13	2,413	11	12	0	2,436
	Forensic Psychiatry	45	6	22	24	8	2	4	7	1,566	10	2	1	1,579
	Geriatric Psychiatry	44	4	28	21	8	0	2	4	1,509	13	3	1	1,526
	Neurocritical Care	15	0	14	10	5	0	0	0	780	0	3	0	783
	Neurodevelopmental Disabilities	6	1	4	1	2	0	0	2	183	0	0	0	183
	Neuromuscular Medicine	22	3	21	13	3	0	0	8	993	5	14	0	1,012
	Pain Medicine	3	0	4	2	2	1	1	0	302	0	0	0	302
	Sleep Medicine	51	2	47	23	2	0	0	6	1,284	10	2	0	1,296
	Vascular Neurology	45	4	61	32	12	0	0	7	2,240	11	12	2	2,265

Table 2C: ABMS Board Certified Diplomates by Member Board and Location *(continued)*

American Board of	Certificate <i>(Specialty certificates on the left. Subspecialty certificates on the right.)</i>	VA	VT	WA	WI	WV	WY	US Military ⁽¹⁾	US Territories ⁽²⁾	US Total	Canada	Foreign	Unknown	Grand Total
Radiology	Diplomate Total	1,439	113	1,270	1,203	271	59	76	220	54,898	1,305	325	11,797	68,325
	Diagnostic Medical Physics	32	2	11	24	5	1	2	2	973	3	1	209	1,186
	Diagnostic Radiology	1,081	86	977	868	206	50	73	183	40,834	1,129	228	7,832	50,023
	Interventional Radiology and Diagnostic Radiology	118	7	69	93	9	2	1	12	3,589	8	3	1,348	4,948
	Medical Physics	4	0	2	3	0	0	0	0	147	1	1	51	200
	Nuclear Medical Physics	3	0	5	3	1	0	0	1	234	0	0	19	253
	Radiation Oncology	119	11	131	124	25	4	0	17	5,656	118	37	1,409	7,220
	Therapeutic Medical Physics	97	8	81	98	28	2	0	7	3,904	48	57	957	4,966
	Neuroradiology	101	7	99	86	13	2	1	13	3,831	29	8	633	4,501
	Nuclear Radiology	20	0	20	10	5	2	0	0	814	8	2	102	926
	Pain Medicine	0	0	0	0	0	0	0	0	4	0	0	1	5
	Pediatric Radiology	28	1	35	20	1	1	0	5	1,165	10	4	126	1,305
Surgery	Diplomate Total	1,191	126	946	816	261	70	45	184	43,857	404	325	1,174	45,760
	Surgery	1,116	116	877	787	244	69	44	178	41,392	388	320	1,172	43,272
	Vascular Surgery	128	10	110	63	25	4	1	7	4,108	12	9	2	4,131
	Complex General Surgical Oncology	16	2	11	10	2	0	0	0	588	10	2	0	600
	Pediatric Surgery	32	3	33	22	5	0	0	5	1,223	15	2	1	1,241
	Surgery of the Hand	5	0	1	1	0	0	0	2	183	0	0	0	183
	Surgical Critical Care	126	16	95	88	29	2	4	11	4,927	18	10	0	4,955
Thoracic Surgery	Diplomate Total	143	6	112	112	43	4	0	24	5,864	32	44	59	5,999
	Thoracic and Cardiac Surgery	125	5	91	96	36	4	0	21	5,022	19	23	25	5,089
	Thoracic Surgery	18	1	21	20	8	0	0	3	869	13	21	34	937
	Congenital Cardiac Surgery	8	0	5	5	1	0	0	2	241	3	1	2	247
Urology	Diplomate Total	324	26	284	197	43	14	5	93	11,946	72	67	17	12,102
	Urology	324	26	284	197	43	14	5	93	11,946	72	67	17	12,102
	Pediatric Urology	11	1	13	11	1	0	0	2	485	2	0	0	487
	Urogynecology and Reconstructive Pelvic Surgery	8	0	12	5	0	0	0	1	347	1	2	0	350

(1) Overseas APO/FPO military addresses.

(2) U.S. Territories: American Samoa, Federated States of Micronesia, Guam, Marshall Islands, Northern Mariana Islands, Palau, Puerto Rico, Virgin Islands.

The Member Boards and Associate Members of ABMS

ABMS works with its Member Boards and Associate Members to improve the quality of graduate medical education, the standards of medical practice, and the physician certification process. Contact information for the ABMS Member Boards can be found on page 45.

ABMS MEMBER BOARDS

Includes the year approved as an ABMS Member Board

- 1933** Founding Member Boards:
 - American Board of Dermatology
 - American Board of Obstetrics and Gynecology
 - American Board of Ophthalmology
 - American Board of Otolaryngology – Head and Neck Surgery
- 1935** American Board of Orthopaedic Surgery
 - American Board of Pediatrics
 - American Board of Psychiatry and Neurology
 - American Board of Radiology
 - American Board of Urology
- 1936** American Board of Internal Medicine
 - American Board of Pathology
- 1937** American Board of Surgery
- 1940** American Board of Neurological Surgery
- 1941** American Board of Anesthesiology
 - American Board of Plastic Surgery
- 1947** American Board of Physical Medicine and Rehabilitation
- 1949** American Board of Colon and Rectal Surgery
 - American Board of Preventive Medicine
- 1969** American Board of Family Medicine
- 1971** American Board of Allergy and Immunology
 - American Board of Nuclear Medicine
 - American Board of Thoracic Surgery
- 1979** American Board of Emergency Medicine
- 1991** American Board of Medical Genetics and Genomics

ASSOCIATE MEMBERS OF ABMS

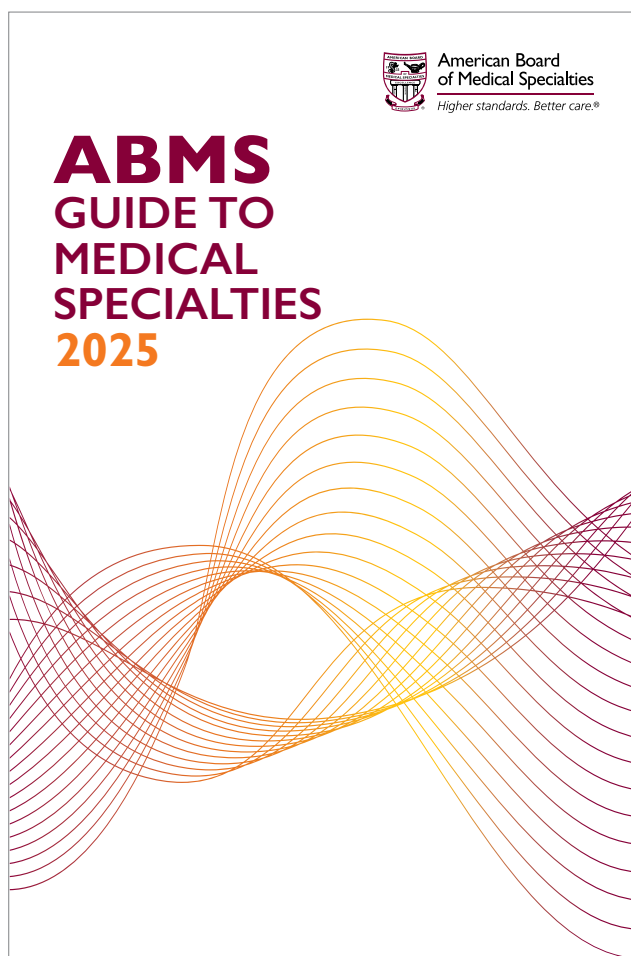
Includes the year approved as an associate member

- 1970**
 - American Hospital Association
 - Association of American Medical Colleges
 - Federation of State Medical Boards
 - National Board of Medical Examiners
- 1973**
 - Council of Medical Specialty Societies
- 1989**
 - American Medical Association
- 2002**
 - Accreditation Council of Graduate Medical Education
 - Intealth (ECFMG and FAIMER)
- 2004**
 - Accreditation Council for Continuing Medical Education

ABMS Publications

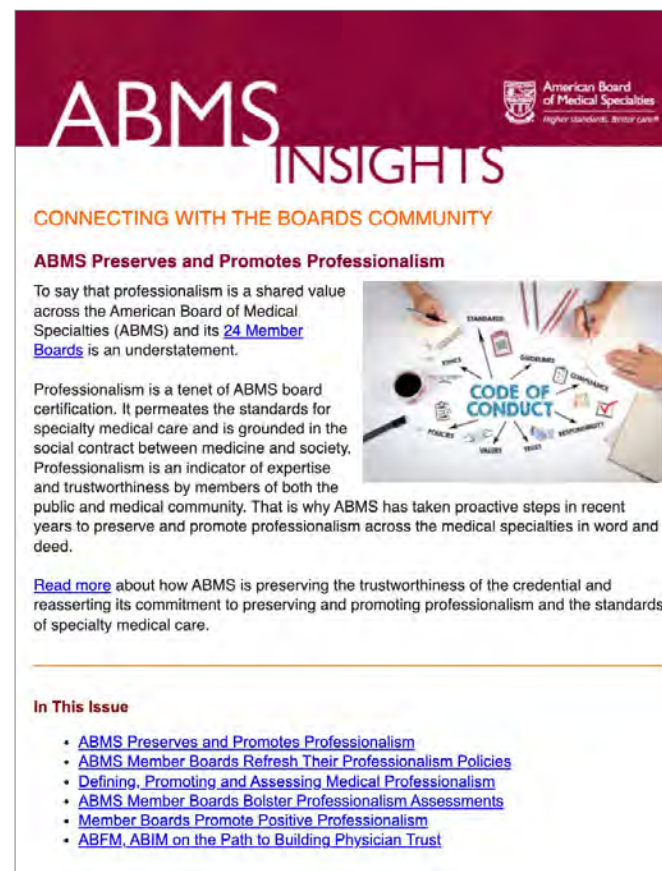
ABMS Guide to Medical Specialties

The [ABMS Guide to Medical Specialties](#) provides an overview of board certification and descriptions of each specialty and subspecialty areas where certification is offered by an ABMS Member Board.



ABMS Insights Newsletter

[ABMS Insights](#) is a free quarterly e-newsletter featuring information on the latest programs, initiatives, and innovations from the ABMS Member Boards, as well as guest columnists.



ABMS Member Board Contact Information

American Board of Allergy and Immunology

Philadelphia, PA

(866) 264-5568

abai.org

American Board of Family Medicine

Lexington, KY

(877) 223-7437

theabfm.org

American Board of Obstetrics and Gynecology

Dallas, TX

(214) 871-1619

abog.org

American Board of Pediatrics

Chapel Hill, NC

(919) 929-0461

abp.org

American Board of Radiology

Tucson, AZ

(520) 790-2900

theabr.org

American Board of Anesthesiology

Raleigh, NC

(866) 999-7501

theaba.org

American Board of Internal Medicine

Philadelphia, PA

(800) 441-2246

abim.org

American Board of Ophthalmology

Doylestown, PA

(610) 664-1175

abop.org

American Board of Physical Medicine and Rehabilitation

Rochester, MN

(507) 282-1776

abpmr.org

American Board of Surgery

Philadelphia, PA

(215) 568-4000

absurgery.org

American Board of Colon and Rectal Surgery

Taylor, MI

(734) 282-9400

abcrcs.org

American Board of Medical Genetics and Genomics

Rockville, MD

(301) 634-7315

abmgg.org

American Board of Orthopaedic Surgery

Chapel Hill, NC

(919) 929-7103

abos.org

American Board of Plastic Surgery

Philadelphia, PA

(215) 587-9322

abplasticsurgery.org

American Board of Thoracic Surgery

Chicago, IL

(312) 202-5900

abts.org

American Board of Dermatology

Newton, MA

(617) 910-6400

abderm.org

American Board of Neurological Surgery

Rochester, MN

(507) 322-0400

abns.org

American Board of Otolaryngology – Head and Neck Surgery

Houston, TX

(713) 850-0399

abohns.org

American Board of Preventive Medicine

Chicago, IL

abpm@theabpm.org

theabpm.org

American Board of Urology

Charlottesville, VA

(434) 979-0059

abu.org

American Board of Emergency Medicine

East Lansing, MI

(517) 332-4800

abem.org

American Board of Nuclear Medicine

Washington, DC

(314) 367-2225

abnm.org

American Board of Pathology

Tampa, FL

(813) 286-2444

abpath.org

American Board of Psychiatry and Neurology

Deerfield, IL

(847) 229-6500

abpn.org



American Board of Medical Specialties

Higher standards. Better care.®

American Board of Medical Specialties
353 North Clark Street, Suite 1400
Chicago, IL 60654

T: (312) 436-2600
abms.org

2024-2025 ABMS Board Certification Report
September 2025



© 2025 American Board of Medical Specialties®